

QUESTION PAPER CODE 65/1/F
EXPECTED ANSWERS/VALUE POINTS

SECTION - A

Marks

1. $\vec{a} + \vec{b} = 6\hat{i} + \hat{k}$ ½ m

\therefore Reqd. unit vector $= \frac{6}{\sqrt{37}} \hat{i} + \frac{1}{\sqrt{37}} \hat{k}$ ½ m

2. Reqd. area $= \left| \vec{a} \times \vec{b} \right|$ ½ m

$\therefore \left| 12\hat{i} - 4\hat{j} + 8\hat{k} \right| = \sqrt{144+16+64} = \sqrt{224}$ or $4\sqrt{14}$ sq. units ½ m

3. Getting x – intercept $= \frac{5}{2}$, y – intercept $= 5$, z – intercept $= -5$ ½ m

\therefore Their sum $= \frac{5}{2}$ ½ m

4. co – factor of $a_{21} = 3$ 1 m

5. Degree = Order = 2 any one correct ½ m

\therefore Degree + order = 4 ½ m

6. $2^y dy = dx \Rightarrow \frac{2^y}{\log 2} = x + c$ ½+½ m

SECTION - B

7. Getting $A^2 = \begin{bmatrix} 5 & -4 \\ -4 & 5 \end{bmatrix}$ 1 m

$$4A - 3I = \begin{bmatrix} 8-3 & -4 \\ -4 & 8-3 \end{bmatrix} = \begin{bmatrix} 5 & -4 \\ -4 & 5 \end{bmatrix} = A^2 \quad 1 \text{ m}$$

$$A^2 = 4A - 3I \dots\dots\dots (i)$$

Multiply both sides by A^{-1} ½ m

$$A = 4I - 3A^{-1} \text{ or } A^{-1} = \frac{1}{3} (4I - A) = \frac{1}{3} \begin{pmatrix} 4-2 & 0+1 \\ 0+1 & 4-2 \end{pmatrix} = \frac{1}{3} \begin{pmatrix} 2 & 1 \\ 1 & 2 \end{pmatrix} \quad 1\frac{1}{2} \text{ m}$$

OR

$$A^2 = \begin{bmatrix} 1 & -1 \\ 2 & -1 \end{bmatrix} \begin{bmatrix} 1 & -1 \\ 2 & -1 \end{bmatrix} = \begin{bmatrix} -1 & 0 \\ 0 & -1 \end{bmatrix}, \quad B^2 = \begin{bmatrix} a & 1 \\ b & -1 \end{bmatrix} \begin{bmatrix} a & 1 \\ b & -1 \end{bmatrix} = \begin{bmatrix} a^2+b & a-1 \\ b(a-1) & b+1 \end{bmatrix} \quad 1\frac{1}{2} \text{ m}$$

$$(A+B)^2 = \begin{pmatrix} 1+a & 0 \\ 2+b & -2 \end{pmatrix} \begin{pmatrix} 1+a & 0 \\ 2+b & -2 \end{pmatrix} = \begin{pmatrix} (1+a)^2 & 0 \\ (2+b)(1+a)-2(2+b) & 4 \end{pmatrix} \dots\dots\dots (i) \quad 1\frac{1}{2} \text{ m}$$

$$A^2 + B^2 = \begin{pmatrix} a^2+b-1 & a-1 \\ b(a-1) & b \end{pmatrix} \dots\dots\dots (ii)$$

Equating (i) and (ii), we get $b = 4, a = 1$ 1 m

8. Using $C_1 \rightarrow C_1 + C_2 + C_3$ and taking $a^2 + a + 1$ common from C_1

$$\Delta = (a^2 + a + 1) \begin{vmatrix} 1 & a & a^2 \\ 1 & 1 & a \\ 1 & a^2 & 1 \end{vmatrix}, \text{ using } R_2 \rightarrow R_2 - R_1, R_3 \rightarrow R_3 - R_1 \quad 1\frac{1}{2} \text{ m}$$

$$\Delta = (a^2 + a + 1) \begin{vmatrix} 1 & a & a^2 \\ 0 & 1-a & a(1-a) \\ 0 & a(a-1) & (1-a)(1+a) \end{vmatrix} = (a^2 + a + 1)(1-a)^2 \begin{vmatrix} 1 & a & a^2 \\ 0 & 1 & a \\ 0 & -a & 1+a \end{vmatrix} \quad 1\frac{1}{2} \text{ m}$$

$$= (a^2 + a + 1)(1-a)^2 (1+a+a^2) \quad \left. \vphantom{\Delta} \right\} \quad 1 \text{ m}$$

$$= [(1-a)(1+a+a^2)]^2 = (1-a^3)^2$$

9. Let $x+a=t \Rightarrow dx=dt$ and $x=t-a \Rightarrow x-a=t-2a$ 1 m

$$\therefore I = \int \frac{\sin(t-2a) dt}{\sin t} = \int \frac{(\sin t \cos 2a - \cos t \cdot \sin 2a) dt}{\sin t} \quad 1 \text{ m}$$

$$= \cos 2a \int dt - \sin 2a \int \cot t dt = \cos 2a t - \sin 2a \cdot \log |\sin t| + c \quad 1 \text{ m}$$

$$= \cos 2a(x+a) - \sin 2a \log |\sin(x+a)| + c \quad 1$$

OR

consider $\frac{x^2}{(x^2+4)(x^2+9)}$ · Let $x^2=t$ ½ m

$$\therefore \frac{t}{(t+4)(t+9)} = -\frac{4}{5} \frac{1}{t+4} + \frac{9}{5} \frac{1}{t+9} \quad 1 \text{ m}$$

$$I = \int \frac{t dt}{(t+4)(t+9)} = -\frac{4}{5} \int \frac{dt}{t+4} + \frac{9}{5} \int \frac{dt}{t+9} \quad \frac{1}{2} \text{ m}$$

$$= \frac{-4}{5} \log |t+4| + \frac{9}{5} \log |t+9| + c \quad 1\frac{1}{2} \text{ m}$$

$$\therefore I = -\frac{4}{5} \log |x^2+4| + \frac{9}{5} \log |x^2+9| + c \quad \frac{1}{2} \text{ m}$$

10. Writing given integral as 1 m

$$I = \int_{-\frac{\pi}{2}}^0 \frac{\cos x}{1+e^x} dx + \int_0^{\frac{\pi}{2}} \frac{\cos x}{1+e^x} dx \quad \text{Let } x=-t, dx=-dt \quad 1\frac{1}{2} \text{ m}$$

$$\text{when } x = -\frac{\pi}{2}, t = \frac{\pi}{2}$$

$$x=0, t=0$$

$$\therefore I = \int_0^{\frac{\pi}{2}} \frac{e^t \cos t}{1+e^t} dt + \int_0^{\frac{\pi}{2}} \frac{\cos x}{1+e^x} dx = \int_0^{\frac{\pi}{2}} \frac{e^x \cos x}{1+e^x} dx + \int_0^{\frac{\pi}{2}} \frac{\cos x}{1+e^x} dx \quad 1\frac{1}{2} \text{ m}$$

$$I = \int_0^{\frac{\pi}{2}} \frac{(1+e^x) \cos x}{(1+e^x)} dx = \int_0^{\frac{\pi}{2}} \cos x dx = (\sin x)_0^{\frac{\pi}{2}} = 1 \quad 1 \text{ m}$$

11. Let B_1, B_2, B_3 be the events that the bolts produced by machines ½ m
 E_1, E_2, E_3 and A be the event that the selected bulb is defective

$$\therefore P(B_1) = \frac{1}{2}, P(B_2) = P(B_3) = \frac{1}{4} \quad \left. \vphantom{\frac{1}{4}} \right\} \quad 1\frac{1}{2} \text{ m}$$

$$P\left(\frac{A}{B_1}\right) = \frac{1}{25}, P\left(\frac{A}{B_2}\right) = \frac{1}{25}, P\left(\frac{A}{B_3}\right) = \frac{1}{20}$$

$$P(A) = \sum_{c=1}^3 P(B_c) P\left(\frac{A}{B_c}\right) = \frac{1}{2} \times \frac{1}{25} + \frac{1}{4} \times \frac{1}{20} + \frac{1}{4} \times \frac{1}{25} \quad 1+\frac{1}{2} \text{ m}$$

$$= \frac{17}{400} \quad \frac{1}{2} \text{ m}$$

OR

$$\therefore P(x=3) = \frac{1}{6} \times \frac{1}{5} \times 2 = \frac{1}{15}, P(x=4) = \frac{2}{6} \times \frac{1}{5} \times 2 = \frac{2}{15}$$

$$\text{Similarly } P(x=5) = \frac{3}{15}, P(x=6) = \frac{4}{15}, P(x=7) = \frac{5}{15}$$

Prob. distribution is

x:	3	4	5	6	7	}	2 m
P(x):	$\frac{1}{15}$	$\frac{2}{15}$	$\frac{3}{15}$	$\frac{4}{15}$	$\frac{5}{15}$		

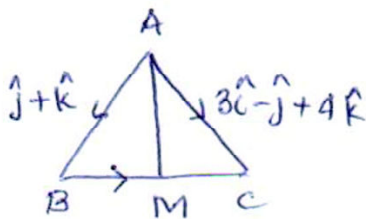
$$x \cdot P(x): \quad \frac{3}{15} \quad \frac{8}{15} \quad \frac{15}{15} \quad \frac{24}{15} \quad \frac{35}{15}$$

$$x^2 P(x): \quad \frac{9}{15} \quad \frac{32}{15} \quad \frac{75}{15} \quad \frac{144}{15} \quad \frac{245}{15}$$

$$\text{Mean} = \sum x_i \cdot P(x_i) = \frac{85}{15} = \frac{17}{3} \quad 1 \text{ m}$$

$$\text{Variance} = \sum x_i^2 P(x_i) - (\text{Mean})^2 = \frac{101}{3} - \frac{289}{9} = \frac{14}{9} \quad 1 \text{ m}$$

12.



$$\vec{BC} = (3\hat{i} - \hat{j} + 4\hat{k}) - (\hat{j} + \hat{k}) = 3\hat{i} - 2\hat{j} + 3\hat{k} \quad 1\frac{1}{2} \text{ m}$$

$$\therefore \vec{BM} = \frac{3}{2}\hat{i} - \hat{j} + \frac{3}{2}\hat{k} \quad 1 \text{ m}$$

$$AM = \left| \hat{j} + \hat{k} + \frac{3\hat{i} - 2\hat{j} + 3\hat{k}}{2} \right| = \left| \frac{3\hat{i} + 5\hat{k}}{2} \right| = \frac{\sqrt{34}}{2} \quad 1\frac{1}{2} \text{ m}$$

13. Any plane through given point is $a(x-3) + b(y-6) + c(z-4) = 0 \dots\dots\dots(i)$ 1 m

$$\text{with } a + 5b + 4c = 0 \dots\dots\dots(A) \quad \frac{1}{2} \text{ m}$$

$$(i) \text{ passes through } (3, 2, 0) \Rightarrow -4b - 4c = 0 \text{ or } b + c = 0 \dots\dots\dots(B) \quad \frac{1}{2} \text{ m}$$

$$\text{From (A) and (B) } a + b + (4b + 4c) = 0 \Rightarrow a = -b \quad 1 \text{ m}$$

$$\therefore a = -b = c \quad \left. \vphantom{\begin{matrix} \therefore a = -b = c \\ \therefore \text{Required eqn. of plane is } x - y + z - 1 = 0 \end{matrix}} \right\} \quad 1 \text{ m}$$

$$\therefore \text{Required eqn. of plane is } x - y + z - 1 = 0$$

$$14. \quad \text{LHS} = \tan^{-1} \left(\frac{2\cos\theta}{1-\cos^2\theta} \right) = \tan^{-1} \frac{2\cos\theta}{\sin^2\theta} \quad 2 \text{ m}$$

$$\therefore \tan^{-1} \frac{2\cos\theta}{\sin^2\theta} = \tan^{-1} \left(\frac{2}{\sin\theta} \right) \quad 1 \text{ m}$$

$$\Rightarrow \cot\theta = 1 \text{ or } \theta = \frac{\pi}{4} \quad 1 \text{ m}$$

OR

The given equation can be written

$$(\tan^{-1}2 - \tan^{-1}1) + (\tan^{-1}3 - \tan^{-1}2) + (\tan^{-1}4 - \tan^{-1}3) + \dots + \tan^{-1}(n+1) - \tan^{-1}n = \tan^{-1}\theta \quad 2 \text{ m}$$

$$\Rightarrow \tan^{-1}(n+1) - \tan^{-1}1 = \tan^{-1}\theta \quad 1 \text{ m}$$

$$\Rightarrow \tan^{-1} \frac{n+1-1}{1+(n+1)} = \tan^{-1}\theta \Rightarrow \theta = \frac{n}{n+2} \quad 1 \text{ m}$$

$$15. \quad 9y^2 = x^3 \Rightarrow 18y \frac{dy}{dx} = 3x^2 \Rightarrow \frac{dy}{dx} = \text{slope of tangent} = \frac{x^2}{6y} \quad \left. \vphantom{\frac{dy}{dx}} \right\} \quad 1 + \frac{1}{2} \text{ m}$$

$$\therefore \text{Slope of normal} = -\frac{6y}{x^2}$$

As the intercepts by normal on both axes are equal

$$\therefore \text{Slope of normal} = \pm 1 \Rightarrow \frac{-6y}{x^2} = \pm 1 \Rightarrow y = \pm \frac{x^2}{6} \quad \left. \vphantom{\frac{-6y}{x^2}} \right\} \quad 1 \text{ m}$$

$$\therefore 9 \left(\frac{x^4}{36} \right) = x^3 \Rightarrow x = 4 \text{ and } y^2 = \frac{64}{9} \Rightarrow y = \pm \frac{8}{3} \quad 1 \text{ m}$$

$$\therefore \text{The points are } \left(4, \frac{8}{3} \right), \left(4, -\frac{8}{3} \right) \quad \frac{1}{2} \text{ m}$$

$$16. \quad \frac{dy}{dx} = n \left(x + \sqrt{1+x^2} \right)^{n-1} \left[1 + \frac{x}{\sqrt{1+x^2}} \right] = \frac{n}{\sqrt{1+x^2}} \left[x + \sqrt{1+x^2} \right]^n = \frac{ny}{\sqrt{1+x^2}} \quad 1\frac{1}{2} \text{ m}$$

$$\therefore \sqrt{1+x^2} \frac{dy}{dx} = ny \dots\dots\dots(i) \quad \frac{1}{2} \text{ m}$$

$$\therefore \sqrt{1+x^2} \frac{d^2y}{dx^2} + \frac{dy}{dx} \cdot \frac{x}{\sqrt{1+x^2}} = n \frac{dy}{dx} \quad 1 \text{ m}$$

$$\Rightarrow (1+x^2) \frac{d^2y}{dx^2} + x \frac{dy}{dx} = n\sqrt{1+x^2} \frac{dy}{dx} = n \cdot ny \text{ (from (i))}$$

$$= n^2 y \quad 1 \text{ m}$$

$$17. \quad \left. \begin{array}{l} \text{L H D at } x=1: \lim_{x \rightarrow 1^-} \left(\frac{x-1}{x-1} \right) = 1 \\ \text{R H D at } x=1, \lim_{x \rightarrow 1^+} \frac{2-x-1}{x-1} = -1 \end{array} \right\} \quad 2 \text{ m}$$

$\therefore f$ is not differentiable at $x=1$

$$\left. \begin{array}{l} \text{L H D at } x=2, \lim_{x \rightarrow 2^-} \frac{2-x-0}{x-2} = -1 \\ \text{R H D at } x=2, \lim_{x \rightarrow 2^+} \frac{-2+3x-x^2}{(x-2)} = \lim_{x \rightarrow 2^+} - \frac{(x-1)(x-2)}{(x-2)} = -1 \end{array} \right\} \quad 2 \text{ m}$$

$\therefore f$ is diff. at $x=2$

$$18. \quad \text{Communication Matrix } A = \begin{pmatrix} 140 \\ 200 \\ 150 \end{pmatrix} \begin{array}{l} \text{Telephone} \\ \text{House calls} \\ \text{Letters} \end{array}$$

$$\text{Cost Matrix } B = \begin{matrix} & \text{Tele} & \text{House calls} & \text{Letters} \\ \begin{matrix} \text{City x} \\ \text{City y} \end{matrix} & \begin{pmatrix} 1000 & 500 & 5000 \\ 3000 & 1000 & 10000 \end{pmatrix} \end{matrix}$$

$$\therefore \text{ Total cost Matrix} = \begin{pmatrix} 1000 & 500 & 5000 \\ 3000 & 1000 & 10000 \end{pmatrix} \begin{pmatrix} 140 \\ 200 \\ 150 \end{pmatrix} = \begin{pmatrix} 990000 \\ 2120000 \end{pmatrix} \quad 3 \text{ m}$$

any relevant value 1 m

$$19. \quad I = \int e^{2x} \sin(3x+1) dx = \left[\frac{e^{2x}}{2} \cdot \sin(3x+1) - \frac{3}{2} \int e^{2x} \cos(3x+1) dx \right] \quad 1\frac{1}{2} \text{ m}$$

$$= \left[\frac{e^{2x}}{2} \cdot \sin(3x+1) - \frac{3}{2} \cdot \frac{e^{2x}}{2} \cdot \cos(3x+1) - \frac{9}{4} \int e^{2x} \sin(3x+1) dx \right] \quad 1 \text{ m}$$

$$= \frac{e^{2x}}{2} \cdot \sin(3x+1) - \frac{3}{4} e^{2x} \cdot \cos(3x+1) - \frac{9}{4} I \quad 1 \text{ m}$$

$$\left. \begin{aligned} \frac{13}{4} I &= \frac{e^{2x}}{2} \cdot \sin(3x+1) - \frac{3}{4} e^{2x} \cdot \cos(3x+1) \\ I &= \frac{4}{13} \left[\frac{e^{2x}}{2} \left(-\frac{3}{2} \cos(3x+1) + \sin(3x+1) \right) \right] + c \end{aligned} \right\} \quad \frac{1}{2} \text{ m}$$

SECTION - C

$$20. \quad \text{Let } x_1, x_2, \in \mathbb{R} \text{ such that } f(x_1) = f(x_2) \Rightarrow 4x_1^2 + 12x_1 + 15 = 4x_2^2 + 12x_2 + 15 \quad 1\frac{1}{2} + \frac{1}{2} \text{ m}$$

$$\Rightarrow 4(x_1 - x_2)[x_1 + x_2 + 3] = 0 \Rightarrow x_1 = x_2$$

$\Rightarrow f$ is one - one

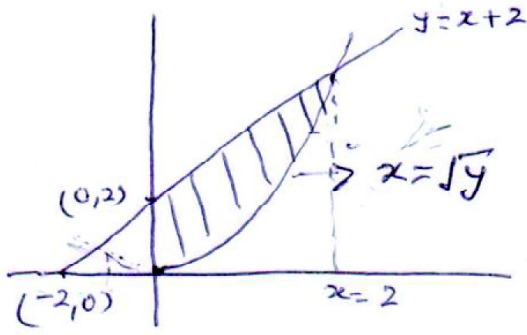
f is clearly onto and hence invertible 1 m

Let y be an arbitrary element of S

$$f(x) = y = 4x^2 + 12x + 15 = (2x+3)^2 + 6 \quad 1 \text{ m}$$

$$\therefore f^{-1} : \mathbb{R} \rightarrow S \text{ is given by } f^{-1}(y) = \left(\frac{\sqrt{y-6}-3}{2} \right) \quad 2 \text{ m}$$

21.



Correct Figure

1m

Points of intersection

$$x^2 - x - 2 = 0$$

$$(x-2)(x+1) = 0$$

$$x = 2, -1 \text{ (-1 is rejected)}$$

1½ m

$$\therefore \text{Reqd. area} = \int_0^2 \{(x+2) - x^2\} dx$$

1½ m

$$= \left[\frac{x^2}{2} + 2x - \frac{x^3}{3} \right]_0^2$$

$$= \left(2 + 4 - \frac{8}{3} \right) = \frac{10}{3} \text{ sq. units}$$

2 m

22. Let $z = ax + by$, also $xy = c^2 \Rightarrow y = \frac{c^2}{x}$

$$\therefore z = ax + \frac{bc^2}{x}$$

$$\therefore \frac{dz}{dx} = a + bc^2 \left(\frac{-1}{x^2} \right), \frac{dz}{dx} = 0 \Rightarrow bc^2 = ax^2$$

$$\text{or } x = \sqrt{\frac{b}{a}} c$$

1½ m

showing $\frac{d^2z}{dx^2}$ at $x = \sqrt{\frac{b}{a}} c > 0 \Rightarrow \text{minima}$

1½ m

$$y = \frac{c^2}{x} = \frac{c^2}{c} \sqrt{\frac{a}{b}} = c \sqrt{\frac{a}{b}}$$

1 m

$$\therefore \text{minimum } z = a \sqrt{\frac{b}{a}} c + bc \sqrt{\frac{a}{b}} c = 2 \sqrt{ab} c$$

1 m

OR

$$y = x^2 + 7x + 2, 3x - y - 3 = 0 \dots\dots\dots(i)$$

$$\therefore 3x - (x^2 + 7x + 2) - 3 = 0 \quad 1 \text{ m}$$

Distance of (x, y) from (i)

$$D = \left| \frac{3x - (x^2 + 7x + 2) - 3}{\sqrt{10}} \right| \text{ or } D = \left| \frac{-x^2 - 4x - 5}{\sqrt{10}} \right| = \left| \frac{(x+2)^2 + 1}{\sqrt{10}} \right| \quad 2 \text{ m}$$

$$\frac{dD}{dx} = \frac{2}{\sqrt{10}} (x+2), \frac{dD}{dx} = 0 \text{ at } x = -2 \quad 1 \text{ m}$$

$$\frac{d^2D}{dx^2} > 0 \Rightarrow \text{minima} \quad 1 \text{ m}$$

\therefore D is minimum at $x = -2$

at $x = -2, y = -8$ } 1 m

\therefore The required pt. on the parabola is $(-2, -8)$

23.

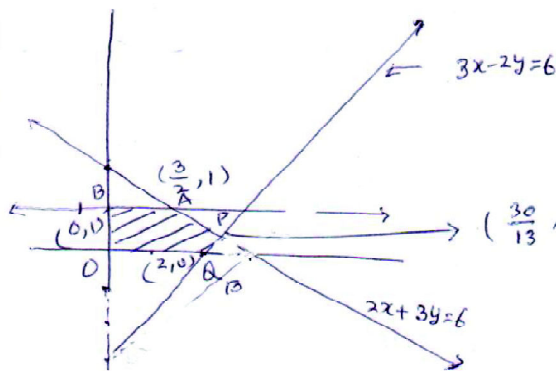


Figure 3 m

Feasible region is B A P Q O 1 m

$$z_B = 9, z_P = \frac{240}{13} + \frac{54}{13} = \frac{294}{13} \quad 1 \text{ m}$$

$$= 22 \frac{8}{13}$$

$$z_Q = 16$$

\therefore Z is maximum at $\left(\frac{30}{13}, \frac{6}{13}\right)$ } 1 m

$$\text{and maximum value} = 22 \frac{8}{13}$$

24. Any line through $(1, -2, 3)$ with d. r's as $2, 3 - 6$ is

$$\frac{x-1}{2} = \frac{y+2}{3} = \frac{z-3}{-6} = \lambda \quad 1 \frac{1}{2} \text{ m}$$

$$\therefore x = 2\lambda + 1, y = 3\lambda - 2, z = -6\lambda + 3 \quad 1 \frac{1}{2} \text{ m}$$

It lies on the plane $x - y + z = 5$

$$\therefore 2\lambda + 1 - 3\lambda + 2 - 6\lambda + 3 = 5$$

$$\Rightarrow \lambda = \frac{1}{7} \quad 1 \text{ m}$$

$$\text{Reqd. point is } \left(\frac{9}{7}, -\frac{11}{7}, \frac{15}{7} \right) \quad 1 \text{ m}$$

$$\therefore \text{Reqd distance} = \sqrt{\left(\frac{9}{7} - 1\right)^2 + \left(-\frac{11}{7} + 2\right)^2 + \left(\frac{15}{7} - 3\right)^2} = \frac{1}{7} \sqrt{4 + 9 + 36} = \frac{7}{7} = 1 \quad 1 \text{ m}$$

$$25. \frac{dy}{dx} = \frac{2x \sin\left(\frac{y}{x}\right) - y \cos\left(\frac{y}{x}\right)}{y - x \cos\left(\frac{y}{x}\right)} = \frac{2 \sin\left(\frac{y}{x}\right) - \frac{y}{x} \cos\left(\frac{y}{x}\right)}{\frac{y}{x} - \cos\left(\frac{y}{x}\right)} \quad 1 \text{ m}$$

$$\text{Let } y = vx \Rightarrow \frac{dy}{dx} = v + x \frac{dv}{dx} \quad 1 \text{ m}$$

$$\therefore v + x \frac{dv}{dx} = \frac{2 \sin v - v \cos v}{v - \cos v} \Rightarrow x \frac{dv}{dx} = \frac{2 \sin v - v^2}{v - \cos v} \quad 1 \text{ m}$$

$$\Rightarrow \frac{v - \cos v}{-2 \sin v + v^2} = \frac{-dx}{x} \text{ or } \frac{1}{2} \left[\frac{2v - 2 \cos v}{-2 \sin v + v^2} \right] dv = -\frac{dx}{x} \quad 1 \text{ m}$$

$$\Rightarrow \frac{1}{2} \log |v^2 - 2\sin v| = -\log x + \log c$$

$$\text{or } \log |\sqrt{v^2 - 2\sin v}| = \log c - \log x$$

1 m

$$\sqrt{v^2 - 2\sin v} = \frac{c}{x}$$

$$\text{or } x\sqrt{\frac{y^2}{x^2} - 2\sin \frac{y}{x}} = c$$

½ m

$$y^2 - 2x^2 \sin\left(\frac{y}{x}\right) = c'$$

½ m

OR

$$\left(\sqrt{(1+x^2)(1+y^2)}\right) dx + xy dy = 0$$

$$\Rightarrow \frac{y}{\sqrt{1+y^2}} dy + \frac{\sqrt{1+x^2}}{x} dx = 0$$

1 m

$$\frac{1}{2} \int \frac{2y}{\sqrt{1+y^2}} dy + \int \frac{\sqrt{1+x^2}}{x} dx = 0$$

$$\sqrt{1+y^2} + \int \frac{(1+x^2)}{x\sqrt{1+x^2}} dx = c$$

1½ m

$$I_1 = \int \frac{1}{x\sqrt{1+x^2}} dx + \int \frac{x}{\sqrt{1+x^2}} dx = I_2 + \sqrt{1+x^2}$$

1 m

$$\text{For } I_2, \text{ Let } x = \frac{1}{t}, dx = \frac{-1}{t^2} dt$$

1 m

$$I_2 = \int \frac{-1}{t^2 \cdot \frac{1}{t} \sqrt{1 + \frac{1}{t^2}}} dt = - \int \frac{dt}{\sqrt{t^2 + 1}} = -\log [t + \sqrt{1+t^2}]$$

1 m

$$= -\log \left[\frac{1}{x} + \sqrt{1 + \frac{1}{x^2}} \right] = -\log \left[\frac{1 + \sqrt{1 + x^2}}{x} \right] \quad \left. \vphantom{\frac{1}{x}} \right\} \quad \frac{1}{2} \text{ m}$$

∴ The solution is $\sqrt{1+x^2} + \sqrt{1+y^2} - \log \left(\frac{1 + \sqrt{1+x^2}}{2} \right) = c$

26. $P(\text{Doublet}) = \frac{1}{6}$, $P(\text{not a doublet}) = \frac{5}{6}$ } 1 m
 The random variate x can take values 0, 1, 2, 3, 4

x	0	1	2	3	4	
P(x)	$\left(\frac{5}{6}\right)^4$	$4 \frac{1}{6} \left(\frac{5}{6}\right)^3$	$6 \left(\frac{1}{6}\right)^2 \left(\frac{5}{6}\right)^2$	$4 \left(\frac{1}{6}\right)^3 \frac{5}{6}$	$\left(\frac{1}{6}\right)^4$	
	$\frac{625}{1296}$	$\frac{500}{1296}$	$\frac{150}{1296}$	$\frac{20}{1296}$	$\frac{1}{1296}$	2½ m

$$\text{Mean} = \sum x P(x) = \frac{500 + 300 + 60 + 4}{1296} = \frac{864}{1296} = \frac{2}{3} \quad 1 \text{ m}$$

$$\sum x^2 P(x) = \frac{500 + 600 + 180 + 16}{1296} = \frac{1296}{1296} = 1 \quad 1 \text{ m}$$

$$\therefore \text{Variance} = 1 - \left(\frac{2}{3}\right)^2 = \frac{5}{9} \quad \frac{1}{2} \text{ m}$$