



## 1. RURAL GOVERNING BODIES

**Fatima** : Dad, how beautiful these fields look!

**Sulaiman** : Yes my dear. You can't see greenery like this anywhere else.

**Fatima** : See here, all the children are studying with great interest!

**Sulaiman** : SSA has taken a lot of steps to make this possible.

### DO YOU KNOW?

SSA – Sarva Shiksha Abhiyan is the project of the Central and State Governments to ensure Education For All Children aged between 6 and 14.

**Fatima** : It's wonderful. I am happy to see farmers using tractors in the field and children studying in school.


**Sulaiman** : Let me explain to you about the people who are involved in this process and also about the local self government.

The Government of our country is doing its best to provide facilities for the welfare and development of the people. **People** are the most important resource of a country. Utilization of this human **resource** in an effective manner will result in the prosperity of the nation.

India is a democratic country. The majority of the people live in villages. The people are very important at the local level. To improve the basic requirements like Education, Drinking water, Health care and Sanitation in the villages, we have local self-government. This is run by the local people.

**DO YOU KNOW?**

The stone inscriptions of Uttaramerur, in Kanchipuram District show evidence of the existence of local self government during the Chola period.

**IMPORTANCE OF LOCAL SELF-GOVERNMENT**

1. The villagers know the existing problems in their villages. They also know how to solve them through discussions.
2. They participate in the development programmes actively since whatever they do will result in the improvement of their living conditions in the villages.

People are empowered to tackle natural calamities like drought, floods and earthquakes.

**Do you know?**

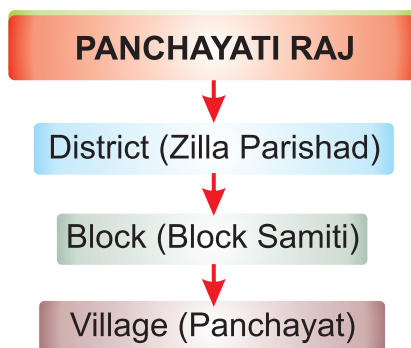
Before Panchayati Raj, most Indian villages had their own Panchayat - elderly men in the village formed a group to resolve disputes, take up common work like shoring up a river or canal bank and organise village festivals. Women had no representation in these traditional panchayats. Even today, there are traditional panchayats in villages.

Local self-governments are known as:

- ✿ Panchayat in villages
- ✿ Municipality in towns and small cities
- ✿ Municipal Corporations in big cities

**THE THREE-TIER SYSTEM**

Districts or **Zilla Parishads** are divided into Blocks or **Block Samitis**. They are further divided into **Village Panchayats**. This **three tier system** is the **Panchayati Raj System**.





## VILLAGE PANCHAYAT

We have the Panchayat system in the villages to settle problems, to improve the condition of the village or to make the people participate in the developmental programmes.

We can have a Panchayat in a village where the population is more than 500 people. Where the population is less, two villages can have one Panchayat.

The functioning of the Village Panchayat has been in accordance to the needs of the people at different times. It holds office for five years.

The word “Panchayat” means a Committee of five people.

The members of the Panchayat in a village are elected by the people who are 18 years of age and above.

The President of the Panchayat has an important role to play in the growth and the activities of the village.

The Vice-President is also elected by the people of the village. The meetings of the Panchayat are presided over by the President and he /she is assisted by the Vice-President. In the absence of the President, the Vice-President looks after the affairs of the Panchayat.



The Secretary of the Panchayat is responsible for maintaining the accounts of the Panchayat. He/she is a permanent employee of the Panchayat.

### DO YOU KNOW?

In many villages of India, the president is a woman.



### Activity

Find out the name of the President of the panchayat of your village or neighbouring village.

## SOURCES OF INCOME

The village Panchayat gets its **income** from:

1. Government grants
2. Taxes on houses, shops and fairs
3. Sale of cattle
4. Sale of village properties
5. Fees collected for registration

### DO YOU KNOW ?

According to Right to Education Act 2009, compulsory education is given to all children.

Important **functions** of the Gram Panchayat

1. Construction and maintenance of village wells, tanks, roads etc.
2. Providing education
3. Health and hygiene
4. Providing drinking water and electricity
5. Organizing fairs and festivals
6. Maintenance of village libraries
7. Maintenance of maternity centres



### DO YOU KNOW ?

Administering Polio drops is compulsory for children below the age of 5.





### Activity

Collect information on the role of SSA in the development of education at the village level.

### Advantages of Village Panchayat

1. Each individual participates in the developmental growth of the village.
2. People become self-reliant and independent.
3. The Village community as a whole is involved in solving the problems of the village.
4. Each person contributes to the growth of the village.

### Precautions taken on special occasions in villages.

During festivals and fairs adequate arrangements are made to prevent the outbreak of cholera and other contagious diseases.

Children are vaccinated in schools to safeguard them.

Twice a year medical check-up is arranged by school authorities.

Groups of doctors conduct health camps for children.

### THE IMPORTANCE OF WOMEN IN PANCHAYAT

In the panchayat elected **women** members should be **one-third** of the total number of elected members.

The participation of women in the local level leads to the welfare of the community. Elected women members contribute to the growth of villages effectively. This experience becomes more useful at the state level. States are able to deal with issues like **alcoholism**, **poverty**, **female infanticide** etc... easily.



When they get elected to the State or Central Governments, this experience at the local level helps them to bring the desired results.

## MUNICIPALITIES AND MUNICIPAL CORPORATIONS

In towns and cities, **Municipalities** and **Municipal corporations** carry out the work of providing civic amenities to the people. **Smaller cities** which are less populated have **Municipalities**. Where the population is **10 lakhs and above** we have **Municipal Corporations** (eg: in metropolitan cities like Chennai, Delhi, Mumbai).


In Tamil Nadu we have ten Corporations.

- |                |                    |
|----------------|--------------------|
| 1. Chennai     | 6. Tiruchirappalli |
| 2. Madurai     | 7. Tirupur         |
| 3. Coimbatore  | 8. Erode           |
| 4. Salem       | 9. Vellore         |
| 5. Tirunelveli | 10. Tuticorin      |

### DO YOU KNOW ?

The present system of local self government was introduced by Lord Ripon, the British Viceroy in 1882.

The Corporation Building in Chennai is called Ripon Building.



Lord Ripon



Ripon Building

## VILLAGE EDUCATION COMMITTEE

In our country free education is provided for the school going children at these levels. viz. primary, middle, higher and higher secondary levels. In these schools a **village education committee** is organized to help the **growth of educational activities**. The president of the village panchayat will act as the chairperson of this committee and the Headmaster/Headmistress of the schools will be the Secretary. There will be a total of 20 members in this committee.



## FUNCTIONS OF VILLAGE EDUCATION COMMITTEE:

1. To enrol more children in schools.
2. To supervise that all children attend school regularly.
3. To stop child labour.
4. To improve the standard of education.
5. To celebrate school functions.
6. To improve the infrastructure of the schools.

Try to find out the VEC day (Village Education Committee) and birthday of our great leader Kamaraj.

## DUTY OF THE COMMUNITY

It is the duty of the Community to support the government in solving the problem of water scarcity in towns and cities. We as individuals can contribute to this by using water carefully. As citizens of this large democratic country we should create awareness among others in this aspect. (eg: at home, at school, at the public places etc.)

### SOME TIPS TO SAVE WATER

Use water sparingly while bathing, washing clothes and brushing teeth.  
Close the taps when you are not using water.



### DO YOU KNOW ?

Chennai has the oldest Municipal Corporation in India. It was set up in 1688.

Nagar Panchayats, Cantonment Boards and Port Trust are the other urban bodies.

### Activity

Discuss the various methods of water conservation and the role of the people in helping the government.

## PRIVATE PROPERTY AND PUBLIC PROPERTY

Things that are **owned** by **individuals** are called **private property**. Eg: house, toys, furniture etc. We take special care of them and ensure their proper maintenance.

Some things which we see in our surroundings, do not belong to any single person. They belong to all the people. Eg: local parks, local school, railways, post offices.etc. These are maintained by the government from the money we pay in the form of taxes.



## PROTECTING PUBLIC PROPERTIES

There are many **public properties** like parks, schools, railways, buses, government hospitals, public libraries, etc. These are very much useful to the public and are maintained by the government for the welfare of the people. It is the **duty of every citizen** to protect them.

## Our role in protecting public properties

1. We should not indulge in any kind of unruly behaviour like writing on the seats or the walls of the public transport vehicles.
2. We should protect places of cultural heritage and religious worship.
3. We should not spit or commit nuisance in the market or public places.
4. We should not break things in the classrooms.
5. We should not pollute water, air and land.
6. We should not tear pages or damage the books in the library.
7. We should not pluck flowers from the parks.
8. We should keep public places like the beach, bus terminus, air ports, hospitals, railway stations, tanks, roads etc. clean.



**Remember:** Whenever we cut down a tree, we should remember to plant a sapling.



### Do You Know?

Drinking polluted water causes 25 Crore cases of water related diseases and kills about 50-100 lakh people every year.

### Activity

Discuss about basic health care with your friends and teachers in the class.

**Inter-dependence** and **unity** are important for the growth of any nation. This should start from our home, school and society.

### Do You Know?

Plastic goods, aluminium cans and silver foil are a few non-degradable waste materials. They pollute the environment. Save our Earth, Say 'No' to plastic.

### To sum up

- ☀ People are the most important source of a country.
- ☀ Local Self Governing Bodies are important for the welfare of the nation.
- ☀ The three tier system of Panchayati Raj are (i) District or Zilla Parishad (ii) Block Samiti and (iii) Village Panchayat .
- ☀ Participation and contribution of women at the local level results in the development of the entire community.
- ☀ Administration of urban areas is effectively done by Municipalities and Municipal Corporations.

### Interesting Facts.

- ☀ Mahatma Gandhi said, “ India lives in her villages”.
- ☀ Gandhi said, “The best, quickest and the most efficient way is to build from the bottom. Every village has to become a self-sufficient republic.”
- ☀ In the Chola Kingdom the members of the local governing panchayats were elected by a system of “Kudavolai.”
- ☀ Roughly about twenty or more panchayats unite to make a panchayat union or a Block.
- ☀ The panchayat has the right to remove unauthorized constructions.



## EXERCISE

### I. Complete the statements

1. Panchayat means \_\_\_\_\_ .
2. The three tier system of Panchayati Raj are \_\_\_\_\_ , \_\_\_\_\_ and \_\_\_\_\_ .
3. In the local self government people are empowered to tackle \_\_\_\_\_ .
4. Compulsory education is provided for the children according to \_\_\_\_\_ .
5. \_\_\_\_\_ and \_\_\_\_\_ are important for the growth of any nation.

### II. Answer in a sentence or two

1. What is a Panchayat and who is its head ?
2. Where do we have Municipalities?
3. Give the names of four Metropolitan cities in India.

### III. Give brief answers

1. Important functions of Panchayat.
2. Sources of income of Village Panchayat.
3. Importance of women in Panchayat.
4. Functions of Village Education Committee.
5. Some ways of protecting public properties.

### IV. Choose the correct answer

1. \_\_\_\_\_ was the first British viceroy to introduce the present system of local self government in India.  
(a) Robert Clive    (b) Lord Ripon    (c) Lord Canning
2. In the Gram Panchayat the elected women members should be \_\_\_\_\_ of the total elected members.  
(a)  $\frac{1}{3}$     (b)  $\frac{2}{3}$     (c)  $\frac{1}{4}$
3. \_\_\_\_\_ is one of the corporations of Tamil Nadu  
(a) Thenkasi    (b) Pudur    (c) Madurai
4. \_\_\_\_\_ is a public property.  
(a) car    (b) government school    (c) home

## V. Guess who I am

I have trees, plants and colourful flowers. I give fresh air. Children play while elders walk here.

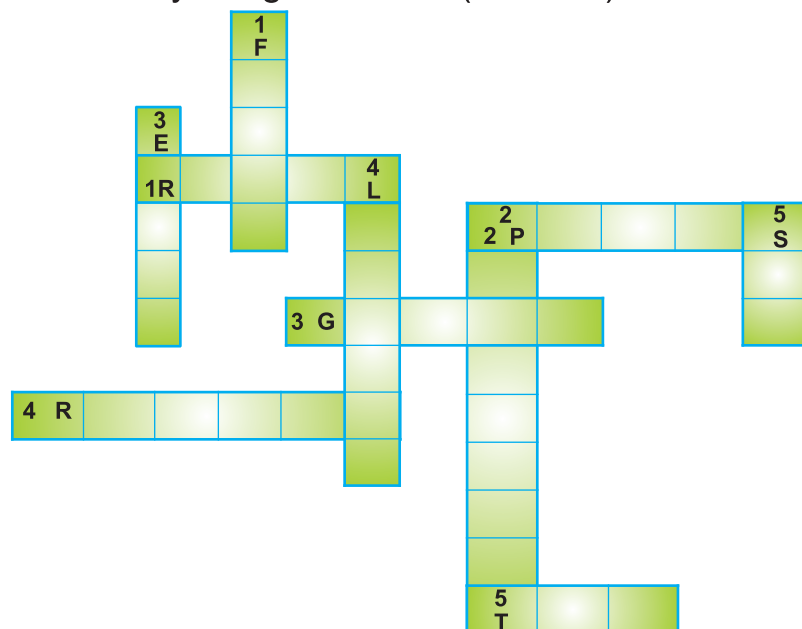
## VI. Puzzle

### Clues : (down)

1. We have these in villages (5 letters) F\_\_\_\_\_.
2. Governing body of the village (9 letters)P\_\_\_\_\_.
3. One of the Corporations of TamilNadu (5 letters) E\_\_\_\_\_.
4. We go there to read books (7 letters)L \_\_\_\_\_.
5. Scheme for education for all (3) S\_\_\_\_\_.

### Clues :(across)

1. Opposite of urban ( 5 letters ) R\_\_\_\_\_.
2. Public property (5 letters) P\_\_\_\_\_.
3. Government gives this for development(5 letters) G\_\_\_\_\_.
4. Government does this for bad roads(6 letters) R\_\_\_\_\_.
5. This is collected by the government(3 letters) T\_\_\_\_\_.



## Project

- ☀ Visit a Village Panchayat, meet the members and get to know the various developmental activities of the village.
- ☀ Form a Panchayat in your own class and discuss about the existing problems in your village or neighbouring village.

## V. How is your room?

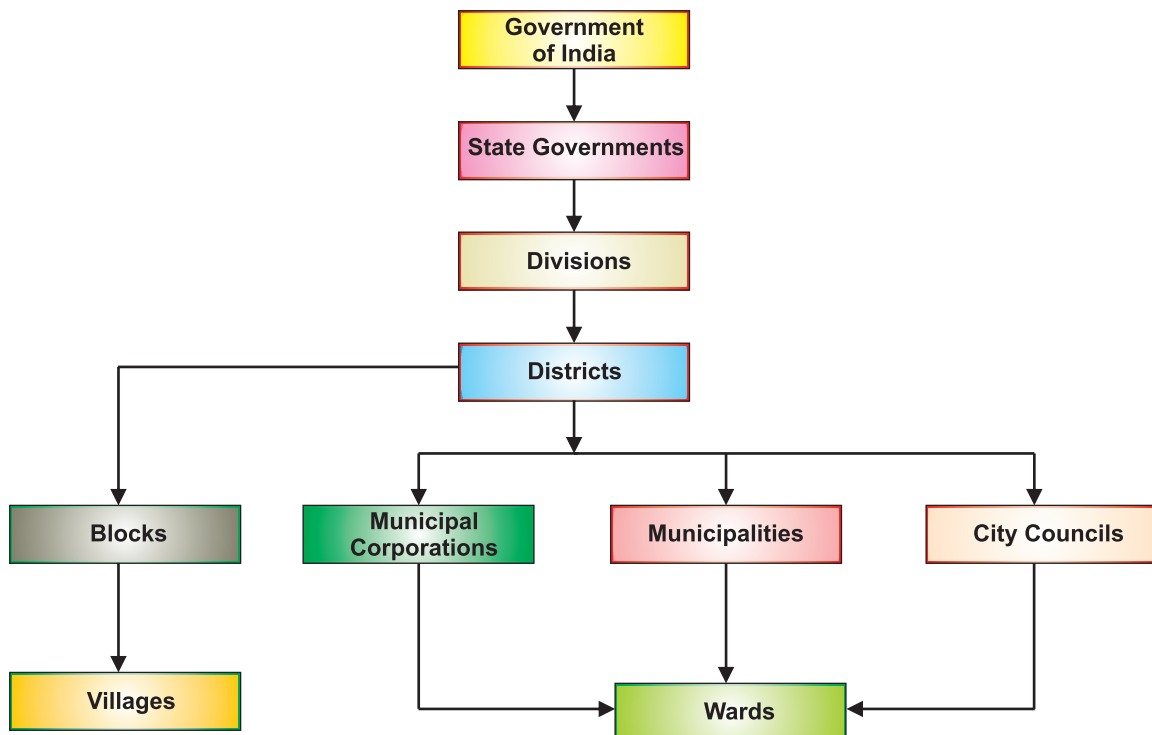


A. untidy



B. tidy

### *Administrative structure of India*







## 2. ROAD SAFETY

The **Principal** had organized a grand celebration of **Road Safety Week** in school. **Traffic policeman** Balu from the nearby police station was invited as the chief guest of the function. He was asked to create an **awareness** of road safety rules among the students of class V.

The class teacher brought traffic policeman Balu to the class and introduced him. Balu encouraged the class to have a discussion with him about road safety and traffic rules.

“Which is a **safe place** to cross?” asked Lakshmi.



“The **zebra crossing** that is the black and white lines on the road is the safest place to cross the road. Zebra crossings are also known as pedestrian crossings. **Pedestrians** are people walking on or near the road.


Apart from zebra crossings, **subways** and **footbridges** are provided on big roads. You must use them as they help you to avoid the traffic.

When you are at a pedestrian crossing, wait until the light at the pedestrian crossing turns green. But if you are not at a pedestrian crossing, you should wait until you know that it is safe to cross the road. If it is difficult, see if a policeman is nearby. You can seek his help.”

"Suppose there is no zebra crossing what should I do?" asked Ravi.

"Then you should follow some rules. Look before you cross. First look to your **right**, then **left** and then to your **right** again. Do you know the reason for this? Traffic usually moves from your right hand side when you start to cross a road. So, to cross the road safely, you need to check if your right side is clear of traffic first. When it is clear, check that the left side is also clear of traffic. You should then check the right side again before you reach the middle of the road to make sure that no vehicles have suddenly appeared. As you reach the middle of the road, you should look again to your left.

An important thing to remember is on some roads all the traffic moves the same way. These are called **one – way streets**. That is why you should always look both ways before crossing."



Rashid, who didn't like waiting, asked, "How long should I wait to cross?"

"There is no easy answer to this", said Balu.

"Wait till the road is clear. You must be patient for your own safety.

Some important things to remember while crossing the road:

When crossing, **walk, not run**. If you run, you may fall.

Never cross the road at a **corner** or **curve**.

When crossing between vehicles parked on the side of the road, remember that you are not visible to the moving traffic (because the parked vehicles may be taller than you). So, stop as you appear from behind the vehicle and look for a safe gap before crossing. Drivers need plenty of time to see you, slow down and stop."



"Have you all understood?" asked Balu.

"Yes, Sir", answered the children in a chorus.

After this discussion Balu left the class. Then the teacher wanted to find out whether the children had understood the rules.



**The teacher said, "Break up into small groups and discuss how you should cross the road**

**when there is a zebra crossing**

**when there is no zebra crossing**

**when there are vehicles parked on the road**

**when it is a one-way street**

**when it is a junction and there is a subway**

**when there is an overbridge**

**when there is a turning ahead**

**Then come forward and tell the class."**



The next day, the teacher said. "I am going to tell you a real life story There was a young boy named Shyam in Class V, who travelled by bus to school every day. Both his parents were working and he came to school with his neighbour Kiran who was in Class XI. Kiran and his friends did not travel safely by bus. What do you think they did?" asked the teacher.

**'Started late to school?' asked Karthik.**

**'Ran to catch a moving bus?' asked Rajesh.**



**'Stood on the footboard?' asked Meena.**

**'Stuck their heads out of the bus?' asked Raju.**

'You are quite correct!' said the teacher. The older boys were careless and did the wrong things. One day, on their way to school, they wanted to buy something. They jumped off the moving bus at a traffic junction close to the school.



They forgot about Shyam. Shyam started to cry. He did not know what to do. Luckily the driver saw him, and asked him what had happened. Shyam told him. The driver helped Shyam to get off at the right stop for school. In the evening, Shyam decided to board the bus on his

own. He had learnt the rules of bus travel the hard way, and he would never forget them.'

What do you learn from this story?



## REMEMBER!

Leave home well in time, so that you won't have to run to catch the bus.

### WHILE WAITING FOR THE BUS

At the bus stand, always follow the **queue** if it is there. Board the bus only after it has come to a **halt**, without **pushing in** or pushing others. While waiting for a bus, stand on the **pavement**. Do not obstruct the traffic by standing on the road in front of bus shelters. Do not play at the bus stop.



### WHILE BOARDING OR ALIGHTING FROM THE BUS

Do not board or alight at a bus stop other than the one advised by the school. Never board and alight at a red light crossing or unauthorized bus stop. Wait for your turn, allow the people to get off the bus before you get on. Do not push or jostle other passengers. You **MUST NOT** get on to or hold on to a moving vehicle.

### Activity

Fill in the blanks:

#### While waiting for the bus

##### Do's

1. Follow the \_\_\_\_\_.
2. Stand on the \_\_\_\_\_.

##### Don'ts

1. Do not \_\_\_\_\_ at the bus stop.
1. Do not \_\_\_\_\_ the traffic.

#### While boarding or alighting from the bus

##### Do's

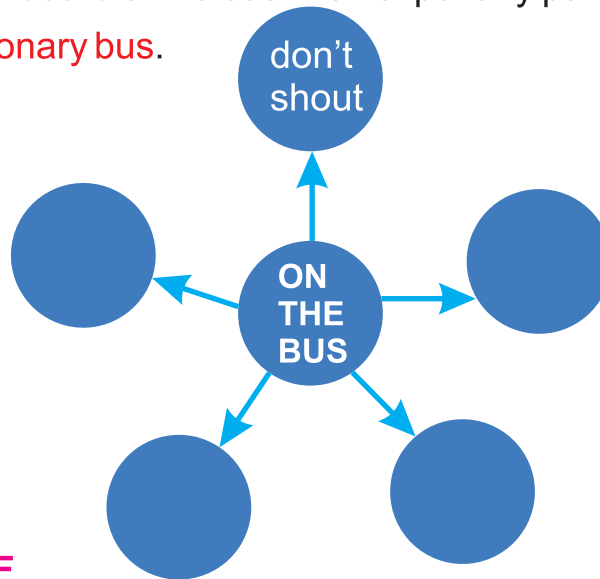
1. Board or alight only at a \_\_\_\_\_.
2. Wait for your \_\_\_\_\_.

##### Don'ts

1. Do not \_\_\_\_\_ other passengers.
1. Do not get on to a \_\_\_\_\_.

## WHILE ON THE BUS

While on the bus, shouting or making a lot of noise is definitely bad manners. Such behaviour can also distract the driver. Always hold onto the **handrail** if standing in a moving bus, especially on sharp turns. Do not sit, stand or travel on the **footboard** of the bus. Do not put any part of your body outside a **moving or stationary bus**.



## AFTER GETTING OFF

If you have to cross the road after getting off the bus, wait for the bus to go first.

## CYCLING TO SCHOOL


Remember these tips.

Do not cycle on the road unless you have been trained.

Before going, discuss the safest route with your parents and follow it.

- ✿ Ride a cycle that suits your height.
- ✿ Make sure that your brakes are working well and that your tyres are inflated.
- ✿ Wear clothes that do not get caught in the chain or wheels.
- ✿ Wear shoes; while riding they will not slip from the pedals.
- ✿ Make sure the reflectors are clear.
- ✿ Use cycle tracks if you are riding along the main roads.
- ✿ Give a clear arm signal to show what you intend to do.
- ✿ Follow the traffic rules.





Kumar was feeling a little gloomy at the end of the story. 'I want to be safe on the road. But how am I going to remember so much?' he asked.

Many students in Class V felt like that.' It all seemed too much to practise without help.

'But there is help!' said the teacher. Everywhere, there are signs to help you remember what to do. You just have to look.'

"Please teach us a few signs that we need to know,' said Natasha.

'I am happy that you all want to be safe. I will teach you today about traffic signs and road markings.'



### TRAFFIC SIGNS AND ROAD MARKINGS:

**Traffic signs** regulate the traffic, and tell pedestrians what to do.

**Road markings** are painted on the road, and they are also used to guide and regulate the traffic.

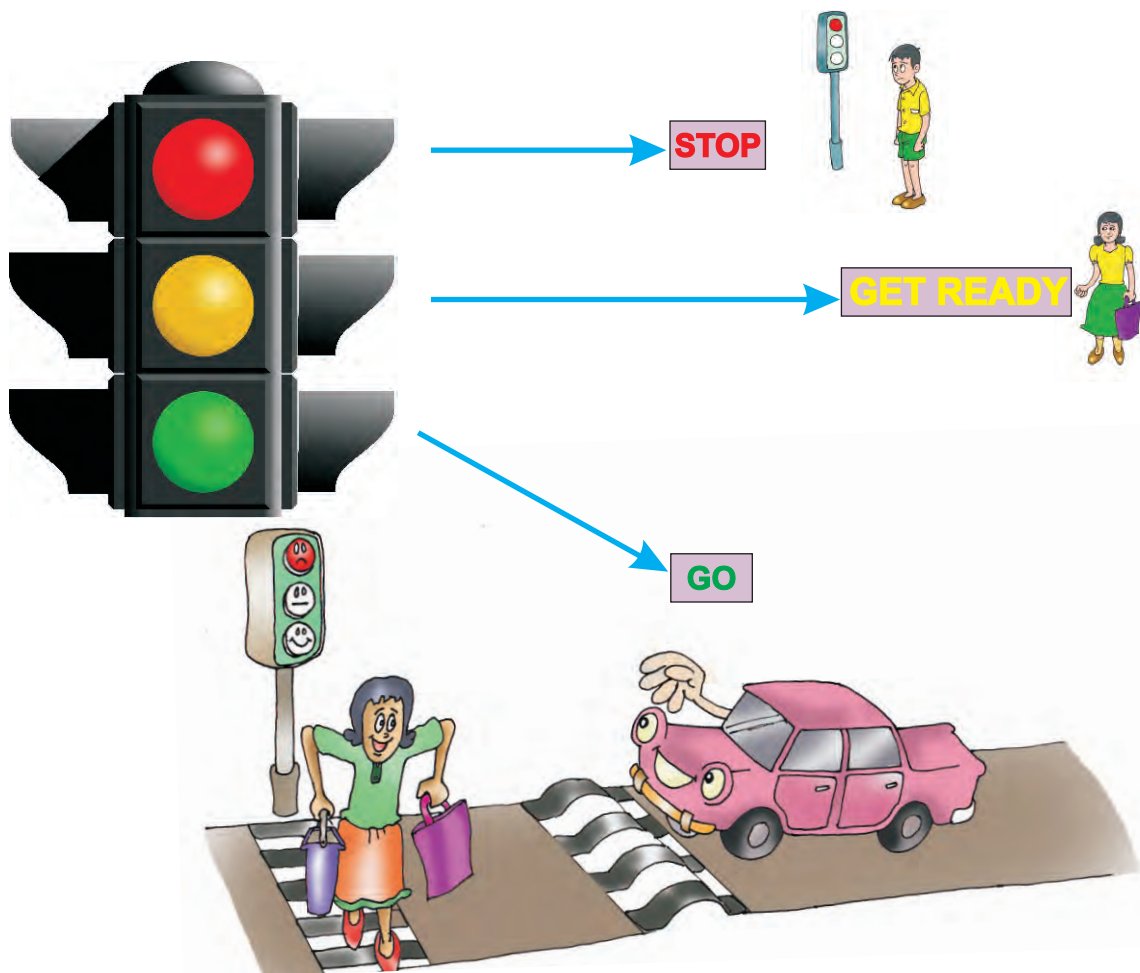


The most common is the traffic signal. There is a song to tell you about the signal.

'**Stop!**' says the **Red**

'**Go!**' says the **Green**

'**Get Ready!**' says the **Amber standing** in between.



**What colour is the traffic signal, when the green man shines?**

**There are three kinds of traffic signs:**


- ✿ Mandatory or Compulsory signs – these signs just **have** to be displayed!
- ✿ Cautionary or Warning signs – they prepare us, so that we can be safe.
- ✿ Information signs – they give us important information.

Red circle



Compulsory **DON'T**

Blue circle



Compulsory **DO**

Red triangle



Warning

Blue rectangle



Information

Here are a few 'compulsory' signs – they will tell us what kind of road it is.

**ALL MOTOR VEHICLES  
NOT ALLOWED**



**NO HORN**



**NO PARKING**



**BUS STOP**





**CYCLE PATH**



**NO ENTRY**

Here are some warning signs – they help us to be safe.



**PEDESTRIAN CROSSING**



**SCHOOL ZONE**



**ROAD REPAIR**



**SPEED BREAKER**



**UNGUARDED RAIL CROSSING**



**GUARDED RAIL CROSSING**



Here are some 'information' signs – they inform us about facilities available.



TELEPHONE



HOSPITAL

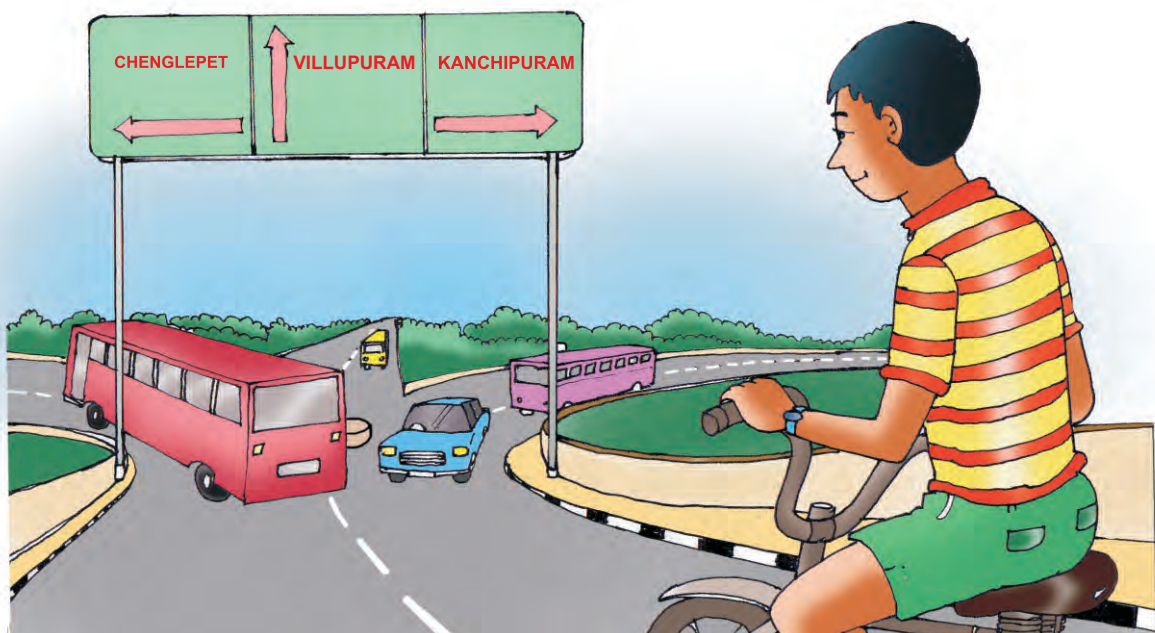


FIRST AID



AUTO STAND

## DESTINATION SIGNS





Karthik's father took him to the Traffic Park in the Tamilnadu Science and Technology Centre, Chennai. This park helps you to learn the traffic rules easily.



### In case of Road Accident

1. Give Information to the Traffic Control Room

Call 103 - 044-28521323, 044-23452362, Dial 108 for Ambulance  
044- 42042300 & 98400 17626 Helpline

2. Give First Aid to the **injured**

3. Take the injured to the nearest Hospital


Wearing a helmet protects life

### SITUATIONS WHICH NEED EXTRA CARE

**Emergency vehicles:** If an ambulance, fire engine, police or other emergency vehicle approaches using flashing blue lights, headlights and/or sirens, keep off the road.

**Buses:** Get on or off a bus only when it has stopped to allow you to do so. Watch out for cyclists when you are getting off. Never cross the road directly behind or in front of a bus. Wait until it has moved off and you can see clearly in both directions.

**Railway level crossings:** Do not cross if the red lights show, an alarm is sounding or the barriers are being lowered. The tone of the alarm will change if another train is approaching. If there are no lights, alarms or barriers, stop, look both ways and listen before crossing.



### **GUIDELINES FOR PARENTS OF SCHOOL CHILDREN**

Parents must participate in Parent Teacher Association meetings and discuss the safety aspects of their children. While taking their children to school themselves, they should take proper care of their safety.

Parents **should not allow** their **minor** children to drive.

Children are very good observers and therefore, parents must set an example by **meticulously observing** even small traffic rules.



### **Guidelines for teachers for ensuring safety of school children**

It is the responsibility of **school authorities** and the **teachers** to ensure the safety of school children and also to impart the necessary knowledge, skills and attitude to be a **safe road user**. Teachers should help to develop a responsible attitude towards road use in school children. Teachers should impart essential knowledge about roads and traffic to school children.

### Exercise

**Some children were going to school together.  
Tick the right answers to show who followed traffic rules.**

1.   a. Arul ran across the road.  
      b. Anita waited for the green man to flash in the signal light
2.   a. Amala jumped into a moving bus  
      b. Anita waited for the bus to stop and then got in.
3.   a. Raju looked right and left and crossed the road.  
      b. Prabhu crossed in front of a bus.
4.   a. Kiran used the zebra crossing after the traffic stopped  
      b. Kirupa crossed in the middle of the moving traffic.
5.   a. Parthiban cycled in the middle of the road.  
      b. Roshan used the cycle path when he used his cycle.
6.   a. Senthil was travelling on the footboard of a bus.  
      b. Kamal held onto the hand rail in the moving bus.
7.   a. Kala stood in the queue at the bus stand .  
      b. Gopal was standing on the road.
8.   a. Lata saw an accident but kept quiet.  
      b. Keerti saw an accident and dialled 108.





### 3. OUR HERITAGE

#### Introduction

#### FORTS OF TAMIL NADU

We have heard of names like Red Fort, Gingee Fort, Fort St. George etc. Do you know the meaning of the word 'Fort'?

In the past kings built huge buildings as living places as well as for the purpose of protection. There were some buildings for **trade purposes** as well as **storehouses** of necessary articles. These buildings served also as places of administration. Such buildings came to be known as '**forts**'.



There are different kinds of forts namely rock forts, brick forts and granite forts. Forts had **high walls** which could **prevent the easy entry of enemies**. For further protection moats were built around the fort and crocodiles were bred there. This was a further method of **safety**.

In Tamil Nadu we have some wonderful forts. We shall learn about four of them here.

#### Something to know

*'Fort' is the short form of the word 'Fortress'.*


*'Fortress' means a protected place.*



## GINGEE FORT

Gingee fort is the most ancient among the forts. You can see it in the Tindivanam-Tiruvannamalai route.

It has existed even before 6 A.D. It has been ruled by Jains, Pallavas, Cholas, Pandyas, Vijayanagar Kings, Nayaka Rulers, Deccan Nawabs, Marathas, Arcot Nawabs, Europeans etc., till India achieved independence. But we will just think of some important and interesting aspects.



After the fall of the Deccan Nawabs at the end of the 17th century. Marathas under Chatrapathi Shivaji wrested Gingee from them. He asked his brother Sambhaji to rule it. The most famous person associated with this fort was Desingh Raja. The Mughal General Zulfikar Khan captured Gingee after a tough fight with the Marathas. It was handed over to Swaroop Singh, the head of the army.

After Swaroop Singh's death, his son Desingh Raja came to the throne. He hated to be a slave to the Mughal rulers and refused to pay the tax to the Nawab. So a war took place. At the end of the war Desingh Raja killed himself to avoid being taken as prisoner of the conquerors.

### Do you know?

*During the reign of Aditya Chola and his brother Rajaraja Chola 1, Gingee fort was called 'Singapuranadu.'*

**The Nayaka rulers built tall and strong fort walls with granite, tall towers with sculptural workmanship, granite temples on the plains and brick shrines on the peak.**

In 1750 A.D. The French who came to India for the purpose of trade and commerce, attacked Gingee, captured it and controlled it for about 10 years. During this period the French annexed Vandavasi and Pondicherry. Then the Britishers attacked the French army and won. They brought Gingee under their control.

Hyder Ali, the General of Mysore, became the king in 1761 A.D. He did not like the British rule and waged war many times. So the Britishers made a peace treaty with him. When Warren Hastings became the Governor General of British India, Hyder Ali blamed the



Britishers of going against the treaty and waged war. But he was defeated. The southern parts gradually fell into the hands of the British. In course of time the Britishers used Chennai fort for the transport facilities and the French made Pondicherry as their capital and ruled.

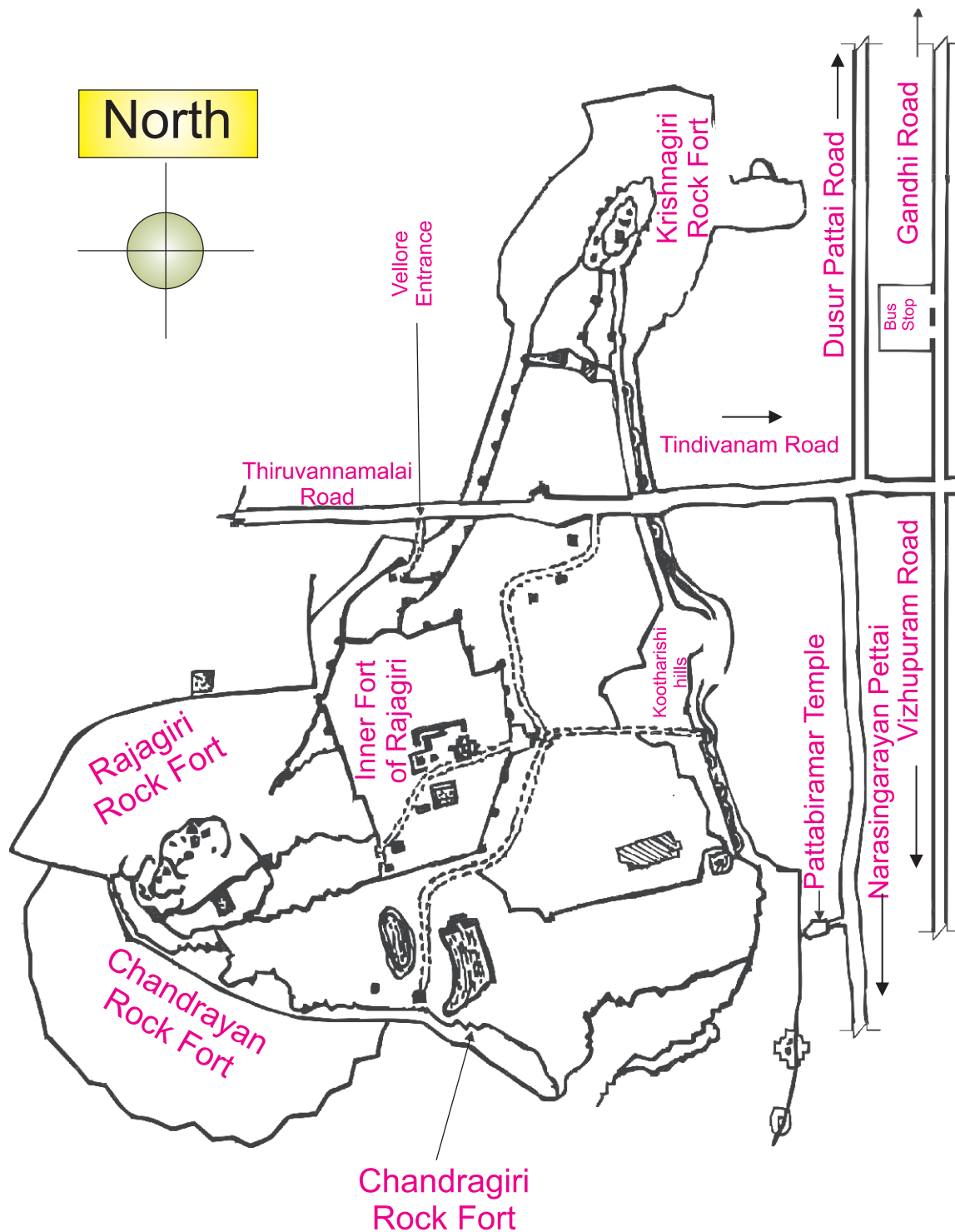
The Gingee Fort gradually declined due to neglect. Today Gingee Fort is considered as a historic monument.

### Something interesting

The architecture of Gingee Fort is similar to the architecture of "Hampi".

## GINGEE FORT

Rajagiri, Krishnagiri, Chandragiri  
and Chandrayan Fort

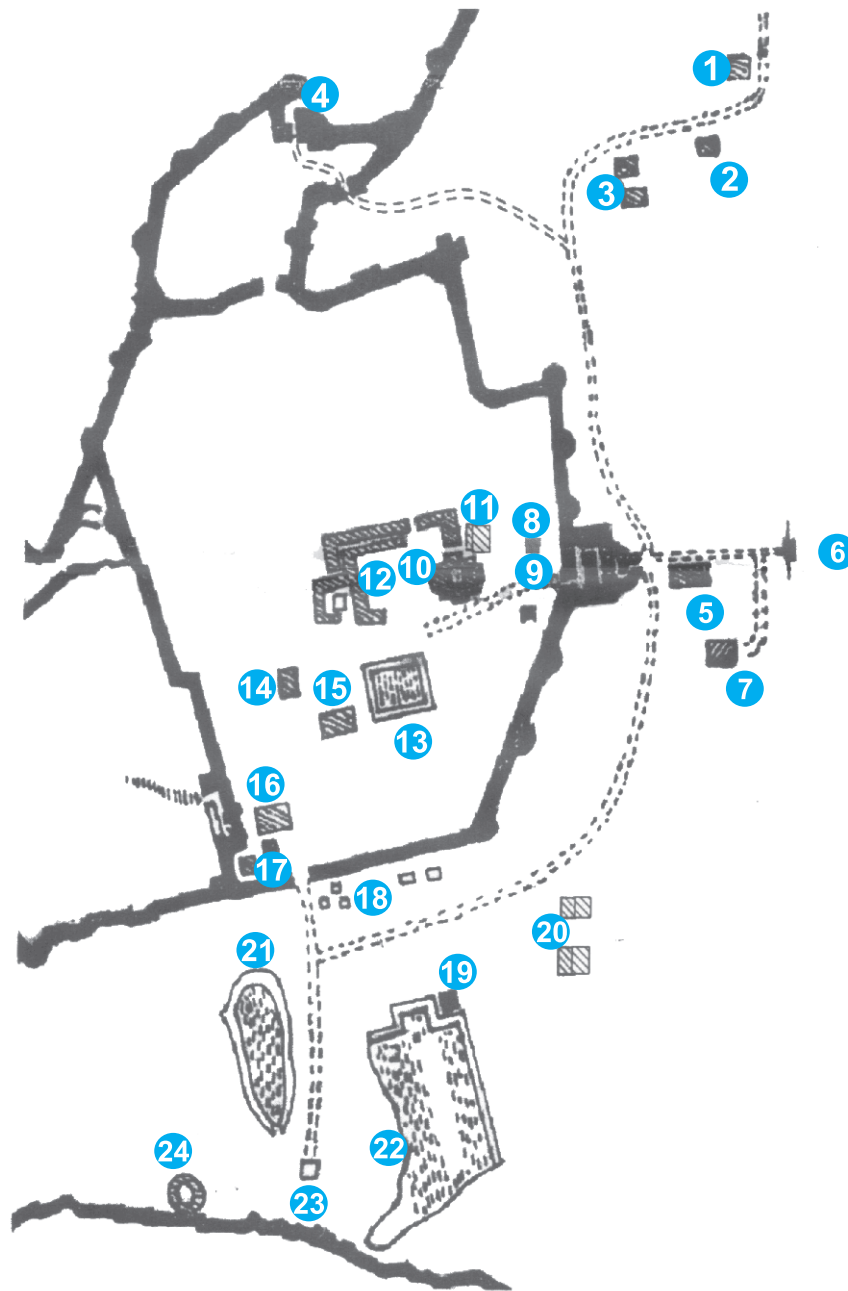


For Teachers' reference only



## INTERIOR OF RAJAGIRI FORT

For Teachers' reference only



- |  |                             |                          |
|--|-----------------------------|--------------------------|
| 1. Office of the Archeological Survey of India | 10. Kalyana Mahal           | 19. Desingh Raja's Grave |
| 2. Temple of Lord Shiva                        | 11. Muhamad Khan Mosque     | 20. Jimma Mosque         |
| 3. Amman Shrine                                | 12. Servants' Room          | 21. Chakkarai Kulam      |
| 4. Gateway of Vellore                          | 13. Elephant Tank           | 22. Chetti Kulam         |
| 5. Sadat-ul- Khan Mosque                       | 14. Magazine                | 23. Anjaneya Temple      |
| 6. Gateway of Pondicherry                      | 15. Gymnasium               | 24. Prisoner's Well      |
| 7. Venkataramana Temple                        | 16. Granary                 |                          |
| 8. Turret                                      | 17. Venugopalaswamy Temple  |                          |
| 9. Stone Workshop                              | 18. Temple of Seven Virgins |                          |

## VELLORE FORT



The **Vellore Fort** is a large 16<sup>th</sup> century fort situated in Vellore city near Chennai. It was built by the Nayak governors of the Vijayanagar empire and was constructed with large **granite blocks**.

*Look at these:*

*The grand ramparts, wide moat and robust masonry.*

See how the fort's ownership passed through many hands.

Nayaks → The Bijapur Sultans → Marathas →  
Carnatic Nawabs → The British → Independent India.

### **Do you know?**

***Tipu Sultan's family and the last king of Sri Lanka Sri Vikrama Rajasinha were held as royal prisoners in the fort during British rule.***

There is something very special about this fort. This fort houses a **Christian Church**, a **Muslim mosque** and a **Hindu temple** which is famous for its magnificent carvings. The Hindu temple is called **Jalagandeswarar Temple**. The Vellore Fort is a wonderful example of secularism. The Spirit of India is seen here.

The first rebellion against the British rule erupted at this fort in 1806. It was also here that the Vijayanagar royal family of emperor Sriranga Raya was massacred.

**Do you know?**

*A mutiny is a revolt or rebellion.*

The Vellore Fort was used by the British to station infantry Military units of the Madras Regiment.



The British Commander in chief of the Madras Army gave an order that the soldiers would have to wear a new round hat instead of the traditional turbans. In addition they had to remove their beards, caste markings and jewellery.



There were rumours that the hat was made of the hides of cows and pigs. The Sepoys (foot soldiers) were deeply offended both by the order and the rumours.

On July 10, 1806, before sunrise, Indian Sepoys in the Fort attacked the European barracks there and by late morning had killed about 15 officers and 100 English soldiers. Some of the rebelling soldiers made the sons of Tipu Sultan lead the campaign.

The Colonel commanding the Cavalry Cantonment in Arcot heard this news and quickly reached the fort with heavy battalions. The rebelling Sepoys were mercilessly killed and by noon the rebellion was put down. This **Sepoy Mutiny** was the **first rebellion** experienced in the fort by the British.

#### INTERESTING FACT

*The fort is surrounded by a moat. It helped to defend the fort in times of invasions.*

### FORT ST. GEORGE



#### Remember

Fort St. George is the administrative headquarters of the legislative assembly of Tamil Nadu.

## THE STORY OF FORT ST. GEORGE

St.George was the **first fortress** of the British in India. It was founded at Chennai in **1639**. Today's Chennai (Madras) grew around this Fort.

**East India Company's** first licensed trading started in the city of **Surat**. Soon the company decided to enter into the spice trade for which it was necessary to have a port nearer to the Malaccan Straits. There was a banana grove owned by a farmer called Madrasan. Official grant for the land was given by **Venkatadri Nayak**, the deputy of the Raja of Chandragiri. This was purchased and the construction of a harbour and a fort began. The day on which the construction work at the fort was completed coincided with **St.George' Day**. So this fort was given the name of Fort St.George.

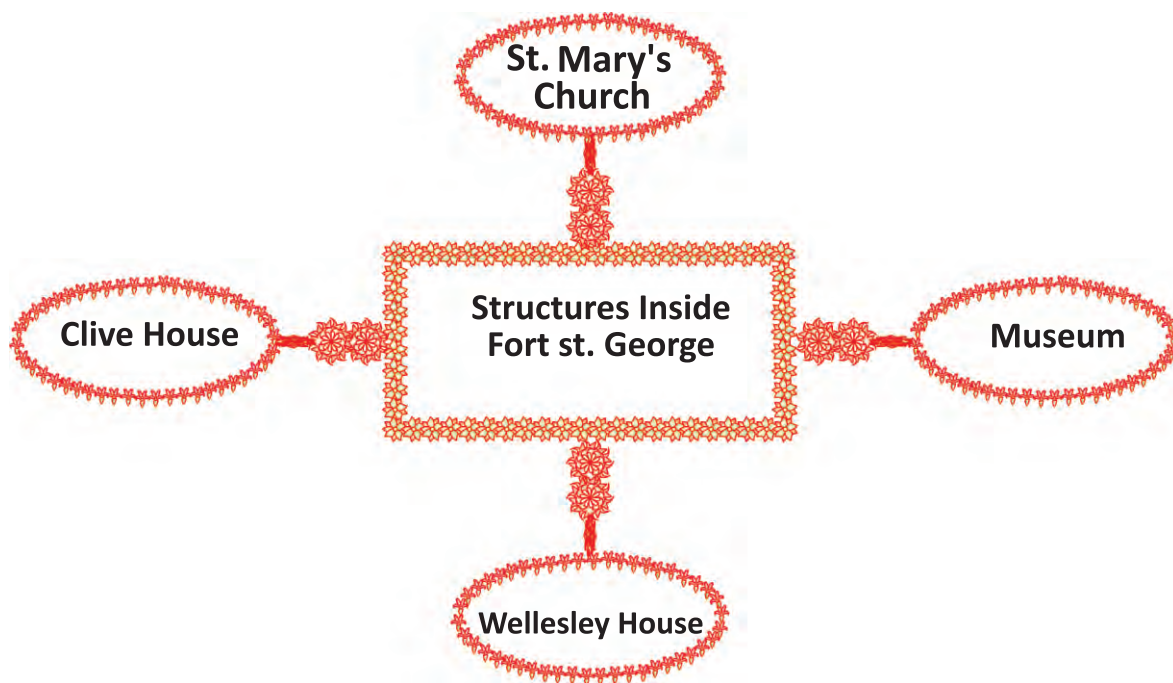
### Who was St. George?

St.George was the patron saint of Britain.

### Interesting Fact


The fort is surrounded by walls that are 6 metres high.

Soon this place became the heart of merchant activity and developed into a new settlement area called George Town. This expanded and became Madras or present day Chennai.



## ST. MARY'S CHURCH

It is the oldest Anglican Church in India. Robert Clive and Elihu Yale got married here.



## THE MUSEUM



The Museum inside has weapons, coins, uniforms and other artefacts from Britain, France and India, all belonging to the British period.



## WELLESLEY HOUSE

This has canons belonging to Tipu Sultan.

## CLIVE HOUSE

This was once the residence of Robert Clive. It was also known as “Admiralty House”

Now we shall have a quiz on Fort St. George:

Where is Fort St. George?

---

Name one of the two famous persons who got married here.

---

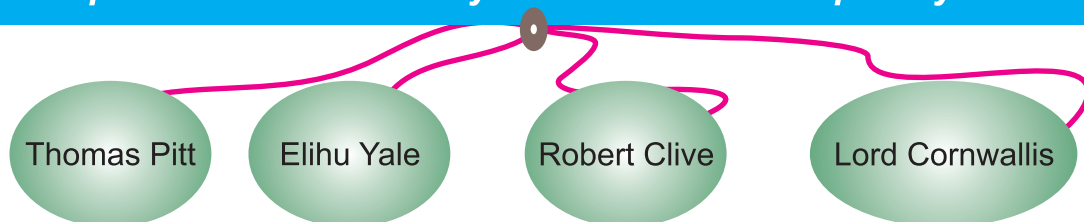
Name the other person.

---

To whom did the canons displayed in the fort belong?

---

***Known personalities who stayed in the fort or frequently visited it***





## THARANGAMBADI

Do you know what Tharangambadi means ? In Tamil, it means “**place of the singing waves.**”

Have you been to Nagapattinam ? Some famous places there are :

1. Velankanni Church.
2. Fort Dansborg

Tharangambadi or Tranquebar is a panchayat town in Nagapattinam district in the state of Tamilnadu. You know what a panchayat, district and state are. You have read about them in previous lessons. Tharangambadi was a **Danish Colony** in India from **1620 to 1845**. It is spelt Trankebar or Tranquebar in Danish.

Like the British had East India Company, the Danish people had a **Danish East India Company**. Tharangambadi was founded by the Danish East India Company in 1620, when the main fort in the Tranquebar city, known as Fort Dansborg was built as the residence of the governor and other officials for about 150 years.

It is now a museum hosting a number of Danish artefacts of that time. The Danish opened a factory also here. It was sold along with the other Danish settlements in India, Serampore and the Nicobars to Great Britain in 1845. Tranquebar used to be a **busy port** but it lost its importance when the railway was opened to Nagapattinam.



### Something to know

***Bishop of Tranquebar is the official title of a bishop in the Tamil Evangelical Lutheran church in South India.***

### **Interesting Facts**

- ★ The towering flagstaff in Fort. St.George is the tallest in India
- ★ St.Mary's church located in Fort St.George is believed to be the oldest church in the east.
- ★ Guards were posted at the entrance of the forts and at different places near the fort walls to warn about enemies.
- ★ There was provision in the architecture of the forts for sending messages through pigeons / doves and animals.
- ★ In memory of the Vellore Mutiny the Indian government brought out a stamp.

### **I. Answer these:**

#### **Exercise**

1. Name any three groups of people who ruled over Gingee Fort.
2. Imagine yourself to be Desingh Raja. Enact what you would say to the Nawab and what do you think the Nawab would have said ?
3. Gingee Fort had the word indicating a lion in its name. What was that name ?
4. Collect a few pictures of Gingee Fort and make a poster.
5. Show how you would bring out the secular aspect of Vellore Fort through a drawing of yours.
6. Form into groups. Take the roles of the British Commander in chief of the Madras Army, a few Sepoys and enact the Sepoy Mutiny in a symbolic way.
7. Make cards showing four interesting aspects of Fort St.George.
8. Go on a visit to Fort St.George and describe to your friends what you saw there.
9. You have heard that Tranquebar is a port. What do you have in a port ? Complete this: -  
Ships \_\_\_\_\_
10. What was Fort Dansborg mainly built for?

## II. Write briefly on each of the following

1. Hyder Ali
2. Speciality of Vellore Fort
3. Sepoy Mutiny
4. How Fort St. George came into existence
5. Fort Dansborg

## III. Complete these mind maps

1. Persons who stayed in or visited Fort St. George
2. Structures inside Fort St. George
3. Ownership of Vellore Fort

Bijapur Sultan 


### Project

1. Find out about two other forts and write about them on a poster.
2. Conduct a survey in your neighbourhood and complete this table:

S. No	Name of Fort	Number of People Who visited	Time of Visit	Remarks
1.	Gingee Fort			
2.	Vellore Fort			
3.	Fort St. George			
4.	Tharangambadi			

3. Find out which Fort ranks as the favourite of the visitors.
4. Find out if anyone knows about any other Forts. Write a short report on it after talking to that person.





## 4. INSTRUMENTAL MELODIES

How many of you sing? Do you learn classical music ?

How many of you like instrumental music?

Are you learning to play any musical instrument ?

Which is your favourite instrument ?

Any 4 of you come and tell us about what you learn.

### INTRODUCTION



Today we are going to talk about Musical Instruments. You know that **music** is a part of **human life**. The **sounds** made by man, birds, animals, streams etc., had **rhythm** and **melody** of their own. These inspired to make different types of instruments and he found great joy in playing them. Detailed descriptions of many musical instruments are found in **Sangam Literature**. We have ancient instruments some of which still exist and we have modern instruments which continue to be more and more innovative.



Let us now look at some musical instruments

## THE STORY OF PARAI

Ancient man lived in forests. He began to grow crops in fields. When animals came to eat the crops, man began to drive them away, at times, even killed them. Man removed the skins of the animals and threw them away



and ate the flesh. The skins dried up. When the wind blew, the **dried skins** produced **some sound**. Man realized that he could use the dried skins to produce different kinds of sound. He made a type of instrument and played it to drive animals away. Gradually this instrument got developed into the **parai**.

## PARAI

Parai is a **drum**, an instrument used to convey some messages to the common. It was very much a part of the life of **ancient Tamils**. 12 different types of parai are mentioned in '**Puranaanooru**'. The types are dependent on the occasion the parai is used and also its appearance and quality of sound. You have heard of the **5 land forms** of the Tamils. Each of the 5 land forms had their own characteristic **parai** and **yazh**. The singers in olden days carried their parai along with the yazh. Both were used either together or separately while singing.



### For your information

It is believed that young **Andal** used the '**siru parai**'. This was a small and easy to hold drum as the name suggests.

### Do you know ?

The '**siru parai**' was used while singing the Praise of God in the early hours of the day before sunrise.

Parai was used for the declaration and the proclamation of Ancient Tamil Kings' messages and orders to the public.

## KUZHAL

**Kuzhal** is an original wind instrument of Kerala. Kuzhal is an important element in 'melams' like **Pancharimelam** and **Pandimelam**. Pancharimelam is the established **temple percussion** music and Pandimelam is a **conventional orchestra** regularly played on special occasions in temples. For the duration of melams, commands for the other players are given by the gestures of **Kuzhal players**. Kuzhal is considerably used in the art form of '**Kuzhal Pattu**.'



## MELAM – CHENDA MELAM

**Chenda melam** is used in **Kerala**. Chenda is made out of a cylindrical wooden drum and has a length of 2 feet and a diameter of 1 foot. Both ends are covered usually with cow skin. The Chenda is suspended from the drummer's neck so that it hangs vertically. Using the instrument, the drummer strikes the upper parchment. The instrument is famous for its loud sound. It is mainly played during **religious festivals** of Kerala. Panchari melam is a **percussion piece** using instruments like **Chenda**, **Ilathalam**, **Kombu** and **Kuzhal**. This is performed during temple festivals in Kerala. **Urumi melam** is a popular instrument as well.





## YAZH

The **Yazh** is a direct ancestor of modern day **Veena**. Tamil literary masterpieces written during Sangam period dating back to 200B.C. have mentioned Yazh. How did Yazh get its name? Since the tip of the **Dandi** or the stem of this instrument was carved like the head of the **mythical creature 'yali'** it was named **yazhi** or **yazh**. This head piece continues in the Veena. The Yazh was played with the fingers of both the hands



### Do you know ?

Only straight notes could be played on the Yazh. No gamakas could be played.

## Interesting Facts

**In Sangam Literature different kinds of Yazh are mentioned.**

Periyazh	–	21 strings,	Cakotayazh	–	14 strings,
Makarayazh	–	19 strings,	Cenkottiyazh	–	7 strings.

Yazh was considered as a **primary instrument** as well as an **accompaniment** to vocal music. In Silappadikaram there is a mention of singing to the accompaniment of the **Yazh**. As the fretted Veena emerged the Yazh went into the background.

In the Vedas – **Rig veda** and **Atharvana veda** the Yazh is mentioned as '**Vana**' and is called **Shatatantri veena** or the **hundred stringed lute**.

## Activity

Find pictures of these instruments or draw them : - Violin, veena, guitar, flute, mridangam

### Find out :

There is a Tirukkural which mentions Yazh.

Find out and write it



## Nadaswaram

The **Nadaswaram** also called **Nagaswaram** is one of the most popular classical instruments of South India. It is a wind instrument similar to the North Indian '**Shehnai**' but larger in size. It has a hardwood body and a large flaring bell made of wood or metal.

In India the Nadaswaram is considered to be very **auspicious** and it is the main instrument which is played during **Hindu marriages and temples** in South India. It is a part of the family of instruments known as **Mangala Vadya** (Mangala means auspicious and vadya means instrument). It is usually played in pairs, and accompanied by a pair of drums called '**thavil**.'

## CONSTRUCTION OF NADASWARAM

It contains three parts namely 1. **Kuzhal** 2. **Thimiru** 3. **Anasu**.  
The body of the nadaswaram is made out of a tree called **aacha**.

### Do you know?

Due to its intense volume and strength the nadaswaram is basically an outdoor instrument.

## EARLY EXPERTS

T.N. Rajaratnam Pillai,  
Sangita Kalanidhi Thiruvizhimizhalai Subramanya Pillai.

## MORE RECENT EXPERTS

Namagiripettai Krishnan, Karukurichi Arunachalam, Sheikh Chinna Moulana, Madurai Chinnatayi.

## Activity

Recall a marriage that you attended. Was there any Nadaswaram being played there? Share with your friends how you enjoyed the music.

## TAVIL

The **Tavil ( Thavil )** is a barrel shaped percussion instrument from South India. It is used in **folk music** and **Carnatic Music**, often accompanying the **Nadaswaram**. The Thavil and the **Nadaswaram** are a part of all auspicious festivals and temples in South India. The Thavil consists of a cylindrical shell hollowed out of a solid block of jackfruit wood. One side is covered by **goatskin** and the other side by **buffalo skin**. The right head is played with the right hand, wrist and fingers. The player usually wears thumb caps on all fingers. The left head is played with a short, thick stick made from the wood of the **Portia tree**.



The most well known Thavil exponent is Valayapatti Subramaniam.

## VEENA

**Veena** is a **plucked stringed** instrument used mostly in Carnatic music. It is an instrument which is a modified version of the ancient 'Yazh.' It is mentioned in the **Atharvana veda**.

As seen in many Hindu temple sculptures and paintings the early **Veenas** were played vertically. The great composer Muthuswamy Dikshitar started playing it horizontally and it became popular. In Hindu mythology **Goddess Saraswathi** is often shown seated upon a swan and playing Veena. Lord Shiva is also holding a veena. Sage Narada and Ravana were also great veena players.

### The three types of Veena





Do you know?

A veena player is called a 'vainika.'

**The well known exponent of Veena was Veena Dhanammal**

### Let us remember

Some prominent veena vidwans

1. Veena Balachandar

2. E. Gayathri

Can you add any more ?

## MRIDANGAM



The **Mridangam** is a **percussion instrument** of South India. It is a **primary accompaniment** in any Carnatic Music concert.

In Hindu mythology **Lord Ganesha** and **Nandi** were regarded as great Mridangam players. It is said that Nandi

played the **Mridangam** when **Lord Shiva** danced the **Thandavam**. It is considered to be **Deva Vadyam** or Divine Instrument.

The word Mridangam is derived from the two Sanskrit words **Mrid** (clay) and **ang** (body). The first mridangams were made of clay. Then wood began to be used. Today it is made of the jackfruit tree wood.

## FAMOUS MRIDANGAM PLAYERS

Palani Subramaniam Pillai, Palghat Mani, Vellore Ramabhadran, Palghat Raghu, Umayalpuram K. Sivaraman.

## Activity


Find pictures of some famous Mridangam players and stick them on a poster.

## VIOLIN

The **Violin** is a **stringed instrument**. The standard violin has four strings. It is played with a bow. Its unique aspect is that it is used in Carnatic Music, Hindustani Music and Western Music. **Some famous violinists are** Lalgudi Jayaraman, Kunnakudi Vaidyanathan, M.S. Gopalakrishnan and T.N. Krishnan.



## Some different instruments



Jalatharangam



Chitra Veena

## Some musicians and their instruments

With whom do you associate these instruments ? Try to match them.

- |             |                        |
|-------------|------------------------|
| 1. Mandolin | - Shivamani            |
| 2. Shehnai  | - Shivkumar Sharma     |
| 3. Santoor  | - Lalgudi.G. Jayaraman |
| 4. Violin   | - U.Srinivas           |
| 5. Drums    | - Bismillah Khan       |

## Interesting Facts

- The pivotal (basic) concept of Indian music is Raga(Melody), Swara (Note) and Tala (Rhythm).
- There are seven basic notes called Saptaswaras.
- Trumpets were blown to announce arrivals of kings and also during festivals.
- Sivamani is the most famous exponent of the drum in India.
- Lord Shiva is associated with an instrument known in Tamil as 'Udukkai'.
- Viola is a four-stringed instrument similar to a violin but larger in size.
- Tabla is the North-Indian counterpart of the South-Indian Mridangam.

## Exercise

**1. Write the correct name below the picture in the blanks : - (Tabla, Veena, Violin, Guitar, Drums)**





## 2. Find 5 musical instruments in the word grid given below

QFLUTEXYR

TAVILONMM

SPIANOTYK

CLARINETV

TUVSITARP

---

---

---

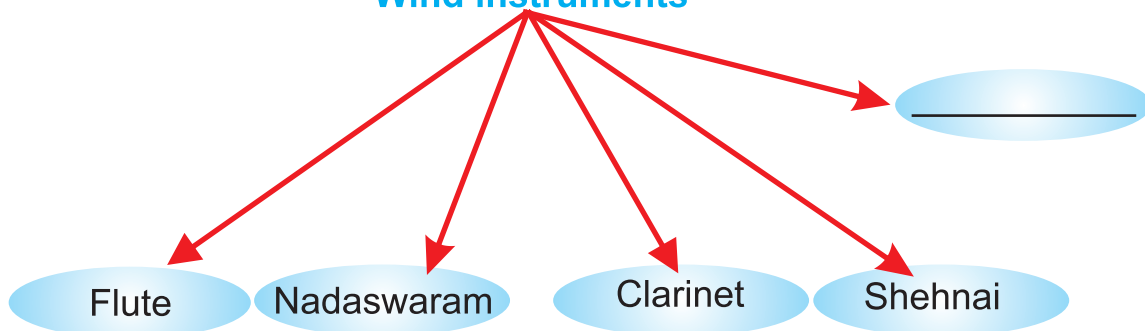
---

---

## 3. Shall we classify musical instruments?

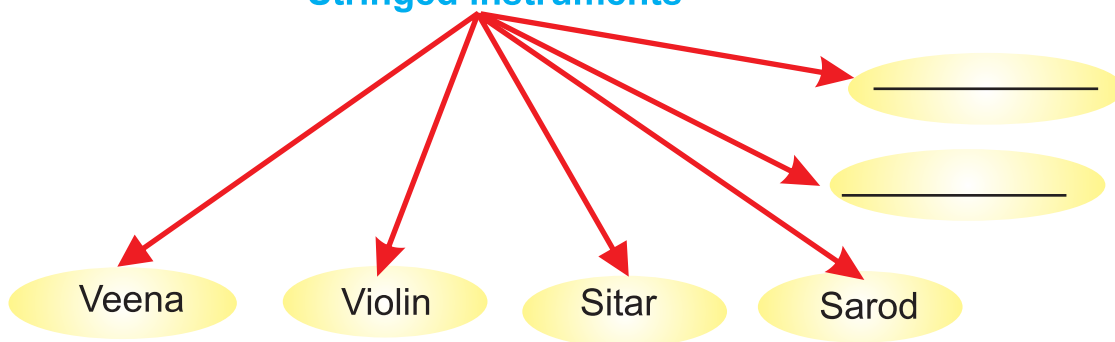
We have wind instruments, stringed instruments and percussion instruments.

### Wind instruments



Can you add any ?

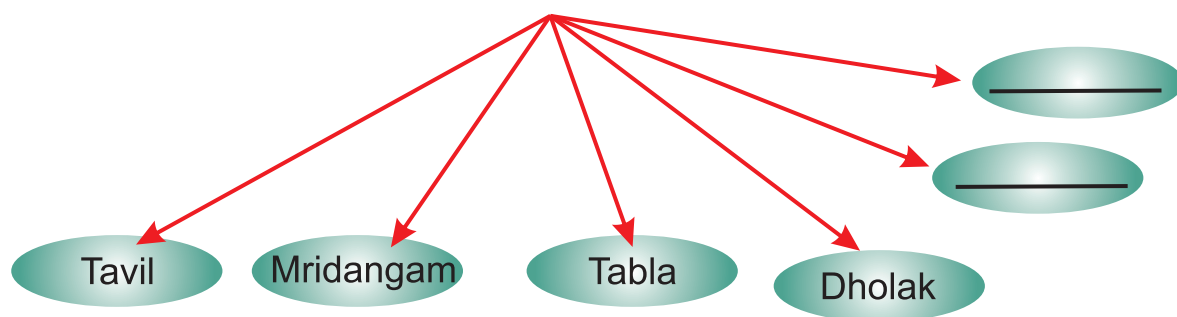
### Stringed instruments



Can you add any ?



## Percussion instruments



Can you add any ?

4. Work in pairs. Imagine yourselves to be musical instruments. Tell each other about yourselves.
5. Imagine you are a flute. Tell your story in your own words. (Hints – What is a flute? Which God is associated with a flute? Who are the famous musicians associated with the flute?)
6. Look for a musician in your locality and talk to him. Write down what you found out in the form of a dialogue.
7. Form a group of instrumentalists and play a song.
8. Name one famous exponent of Nadaswaram, Veena, Mridangam, Tavil and Violin.
9. Mention four North Indian instruments, four South Indian instruments and four Western instruments.

Find out if there are any instruments that are common to all the three types of music.

10. Draw your favourite instrument and colour it.
11. If you were given a chance to learn to play a musical instrument which one would you choose and why? Tell your friend about it.
12. Guess who I am. Here are a few descriptions. Guess which musical instrument it is. The first letter is given.

- a. I am like a pot and made of clay. I am a percussion instrument. G \_ \_ \_ \_ .
- b. I am like a piano. I can imitate any instrument. K \_ \_ \_ \_ \_ .
- c. I am a North Indian version of Veena. S \_ \_ \_ \_ .

## PROJECTS

### 1. Find out 5 modern instruments and make posters of them.

### 2. Xylophone

- tall glasses or jars
- water
- mixing spoon

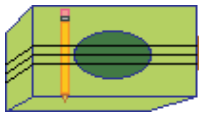
Fill the glasses or jars with different amounts of water. The more water in the glass, the lower the pitch will be. Having less water in the glass or jar will raise the pitch. To play, gently strike the glasses with a mixing spoon.

### 3. Comb Buzzer

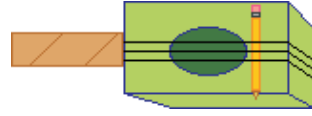
- pocket comb
- tissue paper

Fold a piece of tissue paper over the tooth edge of a comb. To play, hum through the tissue paper.

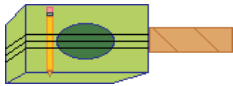




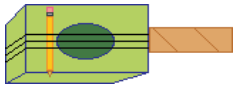
## BOX GUITAR



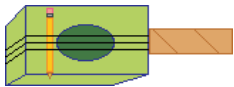
This is an easy way to make a guitar using an old shoe box or tissue box, rubber bands, scissors, a paper-towel tube, and a pencil.



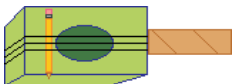
Find an old shoe box, tissue box, or other cardboard box.  
Have an adult cut an oval-shaped hole in the top.



Stretch a few rubber bands around the box and over the hole.



Put a pencil under the rubber bands on one side.



Optional steps. Put tape on a paper-towel tube and decorate the box.

## ‘I can, I did’ Student’s Activity Record

**Subject :**

S.No	Date	Lesson No.	Topic of the Lesson	Activities	Remarks