

**NORTH-EX PUBLIC SCHOOL**  
**(Senior Secondary, Affiliated To CBSE)**  
**School Block, Jain Nagar, Sector-38, Rohini, Delhi – 81**  
**CLASS – X**  
**SUBJECT – SOCIAL SCIENCE (GEOGRAPHY)**  
**CH -1 : Resources and Development**  
**ASSIGNMENT -2**

**\*Note-** Before attempting the worksheet you must check the links given below which will help you in doing the same correctly.

You can download the worksheets or if you do not have facility to get printout then you can ask your ward to copy the worksheet in a simple note book and must do exercise and question answers in the note book.

**YOUTUBE LINK:** <https://youtu.be/hVUKFVnEiNs>

1. What were the major problems occurred by indiscriminate use of resources by human beings?
2. What is resource planning?
3. Why do we need to do resource planning?
4. How resources planning are done?

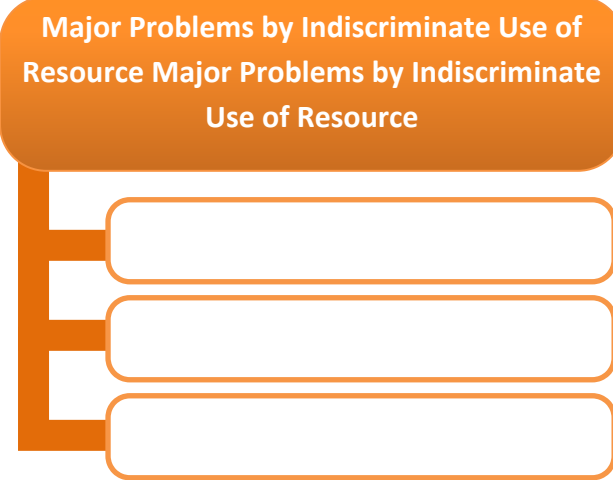
OR

What steps are involved in resources planning?

5. How technology played a vital role in the resource development? Also give an example.
6. Once Mahatma Gandhi said, “there is enough for everybody’s need and not for any body’s greed”. Explain this statement?
7. Imagine in your city all type of oil supply is not available for a day (cooking oil, kerosene oil, Petrol, Diesel etc...) then how is your life affected by this change?
8. Fill the boxes by drawing the flow chart in your notebook

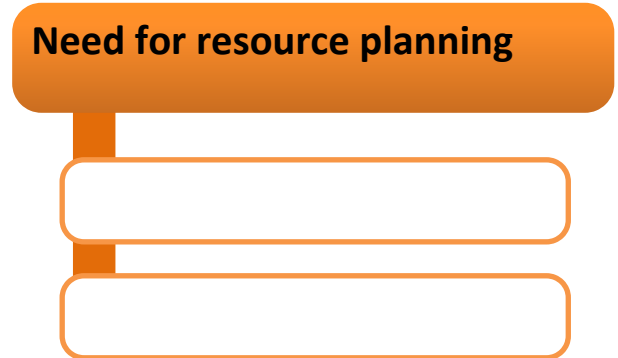
A) **Major Problems by Indiscriminate Use of Resource**

Major Problems by Indiscriminate Use of Resource



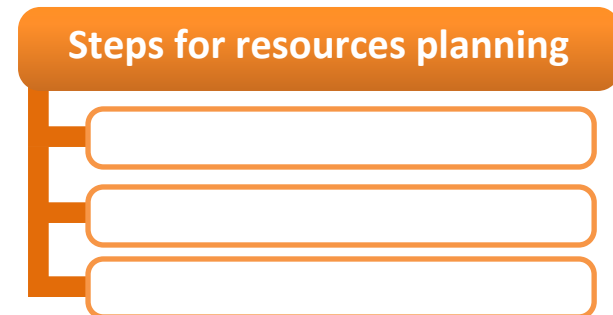
A flowchart template with a central orange rounded rectangle containing the text 'Major Problems by Indiscriminate Use of Resource'. Three horizontal white rounded rectangles are connected to the right side of the central box by a vertical orange line, forming a comb-like structure.

B) **Need for resource planning**



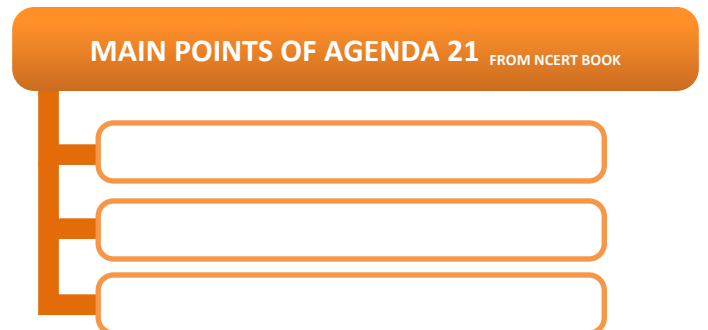
A flowchart template with a central orange rounded rectangle containing the text 'Need for resource planning'. Two horizontal white rounded rectangles are connected to the right side of the central box by a vertical orange line, forming a comb-like structure.

C) **Steps for resources planning**



A flowchart template with a central orange rounded rectangle containing the text 'Steps for resources planning'. Three horizontal white rounded rectangles are connected to the right side of the central box by a vertical orange line, forming a comb-like structure.

D) **MAIN POINTS OF AGENDA 21** FROM NCERT BOOK



A flowchart template with a central orange rounded rectangle containing the text 'MAIN POINTS OF AGENDA 21 FROM NCERT BOOK'. Three horizontal white rounded rectangles are connected to the right side of the central box by a vertical orange line, forming a comb-like structure.