



Choose and write the correct names of the pictures

Jam	Dog	Fat
Cat	Cot	Mat
Fan	Pen	Bag
Van	Hut	Pen

NORTH-EX PUBLIC SCHOOL
(Senior Secondary, Affiliated To CBSE)
School Block, Jain Nagar, Sector-38, Rohini, Delhi – 81

MATHS - WORKSHEET

CLASS: I Write in the Missing Number

17 16 _____

53 52 _____

32 31 _____

43 42 _____

58 57 _____

28 27 _____

97 96 _____

65 64 _____

37 36 _____

88 87 _____

Body Parts

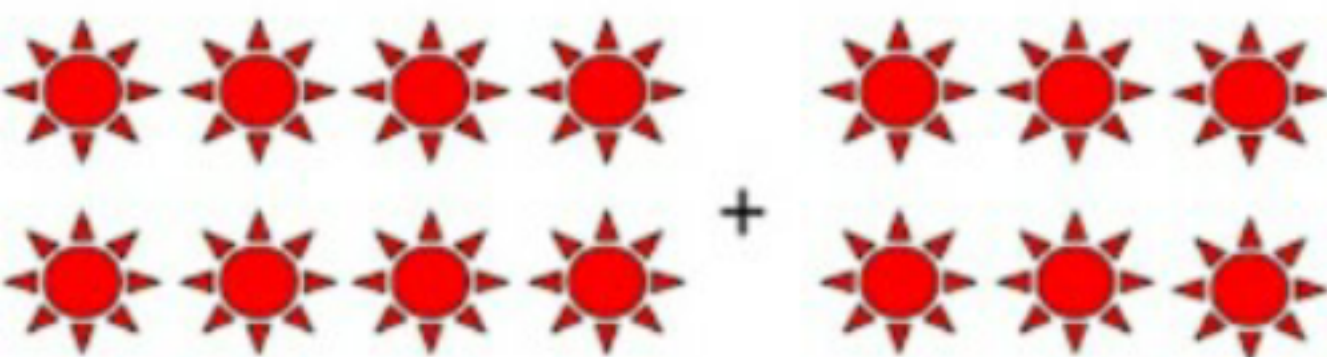

Match the following. One is done for you.

- | | |
|----------------------------------|----------|
| 1. I smell with my | Shoulder |
| 2. I chew food with my | Ears |
| 3. I wear tie around my | hand |
| 4. I hold bat with my | > nose |
| 5. I carry my bag on my | neck |
| 6. I wear shoes on my | teeth |
| 7. I wear a watch on my | eyes |
| 8. I wear a belt on my | wrist |
| 9. I see beautiful birds with my | feet |
| 10. I listen a song with my | waist |

NORTH-EX PUBLIC SCHOOL
(Senior Secondary, Affiliated To CBSE)
School Block, Jain Nagar, Sector-38, Rohini, Delhi – 81

Add the Pictures

Count, add the pictures and write your answer in the place holder:



Worksheet

Subject- EVS

MY BODY

Q1- Tick the correct option

- A.We have two\three legs.
- B.We write with our hands\legs.
- C.Our eyes are on chin/face.
- D.We smell with our nose\ears.
- E.We walk with our legs\hands.

Q2.Fill in the blanks-

- A.Our.....helps us to smell.
- B.Our.....helps us to taste.
- C.Our skin helps us to.....
- D.Ourhelp us to hear.
- E.Our eyes help us to.....

Q3- Match the followings-


Eyes



Nose



Hand



Tongue



Ears



Instructions: Draw a line matching the correct letter with each word. Then fill in the correct letter in each word.

B _ tterf l y

D _ g

F l o _ e r

C l _ w n

F r o _

G o _ t

K i t _



o

u

e

o

A



NORTH Ex PUBLIC SCHOOL
(Senior Secondary, Affiliated to CBSE)
School Block, Jain Nagar, Sector-38, Rohini, Delhi - 81
SUBJECT - HINDI
CLASS - I

1 वर्णमाला पूरी करो :

अ	—	—	इ
—	—	ऋ	—
ऐ	—	—	अं
—			

देवाली स्थान भरे

REDMI NOTE 6 PRO
MI DUAL CAMERA

क

ख

—

—

ङ

च

—

ज

—

झ

उ

ठ

ड

—

ण

—

थ

—

द

—

प

—

ब

भ

—

य

र

—

—

श

ष

—

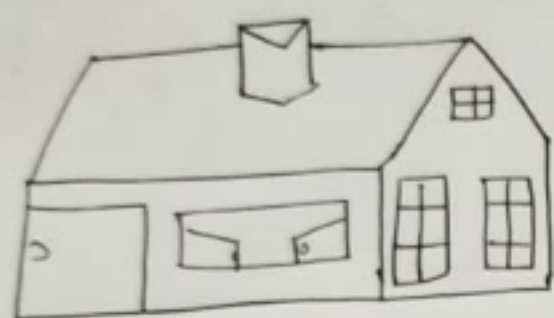
ह

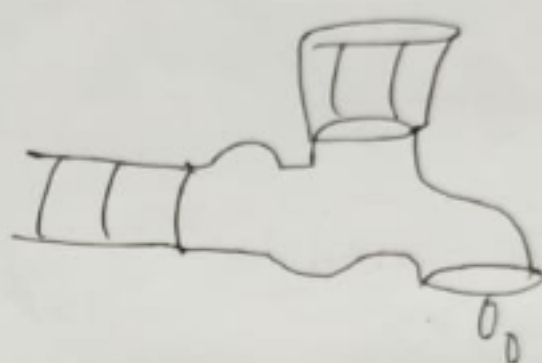
—

त्र

ज्ञ

2. चित्र पहचानो और शब्द लिखो :











REDMI NOTE 6 PRO
MI DUAL CAMERA

Friday Activity

Santa Face

This unique Santa is made only from circles. It's true! Your little one will have a fantastic time puzzling together Santa's face. The challenging part will be that she can only use one shape, the circle!

What You Need:

- White, pink, and red construction paper
- Scissors
- Pencil
- Small, medium and large circular objects to trace
- Glue stick

What You Do:

1. Have your child trace a large bowl onto a sheet of pink and a sheet of red construction paper. Cut both circles out.
2. Encourage her to fold the red circle in half. Then, unfold it and cut it in half.
3. Lay the red circle on top of the pink circle so it overlaps about halfway and glue it in place.
4. Ask her to fold two sheets of white paper stacked on top of one another 3 times. Trace a medium-sized circle on the top of the paper and cut out all of the circles at the same time.
5. Have her arrange them into the shape of Santa's beard. Glue them in place.
6. Finally, have her trace and cut out two small circles to create Santa's eyes.
7. Ask her: How many circles did it take to create Santa's face?

