

NORTH-EX PUBLIC SCHOOL
(Senior Secondary, Affiliated To CBSE)
Schhol Block, Jain Nagar, Sector-38, Rohini, Delhi -81
Class – Pre School

Summer Vacation Assignment































SUMMER HOLIDAY HOMEWORK




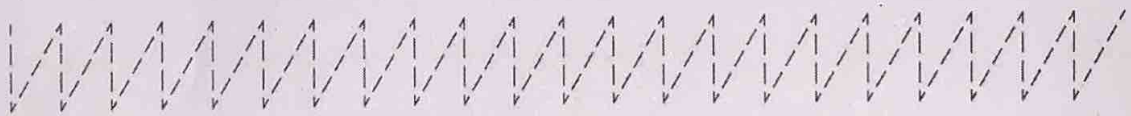

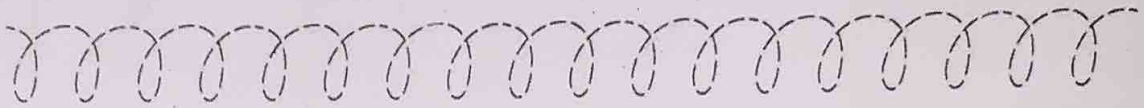
Summer, Summer,
I'm so glad you are here!
Summer, Summer
Let's give a cheer!
Summer, Summer,
I'll meet you at the park.
Summer, Summer,
Let's stay up till dark!

Subject - English

Ques 1 A) - Tracing Lines.



				
				
				
				
				
				

B) - Trace the Pattern.





Ques2 - Trace the Letter L, T, I, H.



L





T



I




H




Ques 3 – Trace along the dotted lines and complete the picture, and colour it.



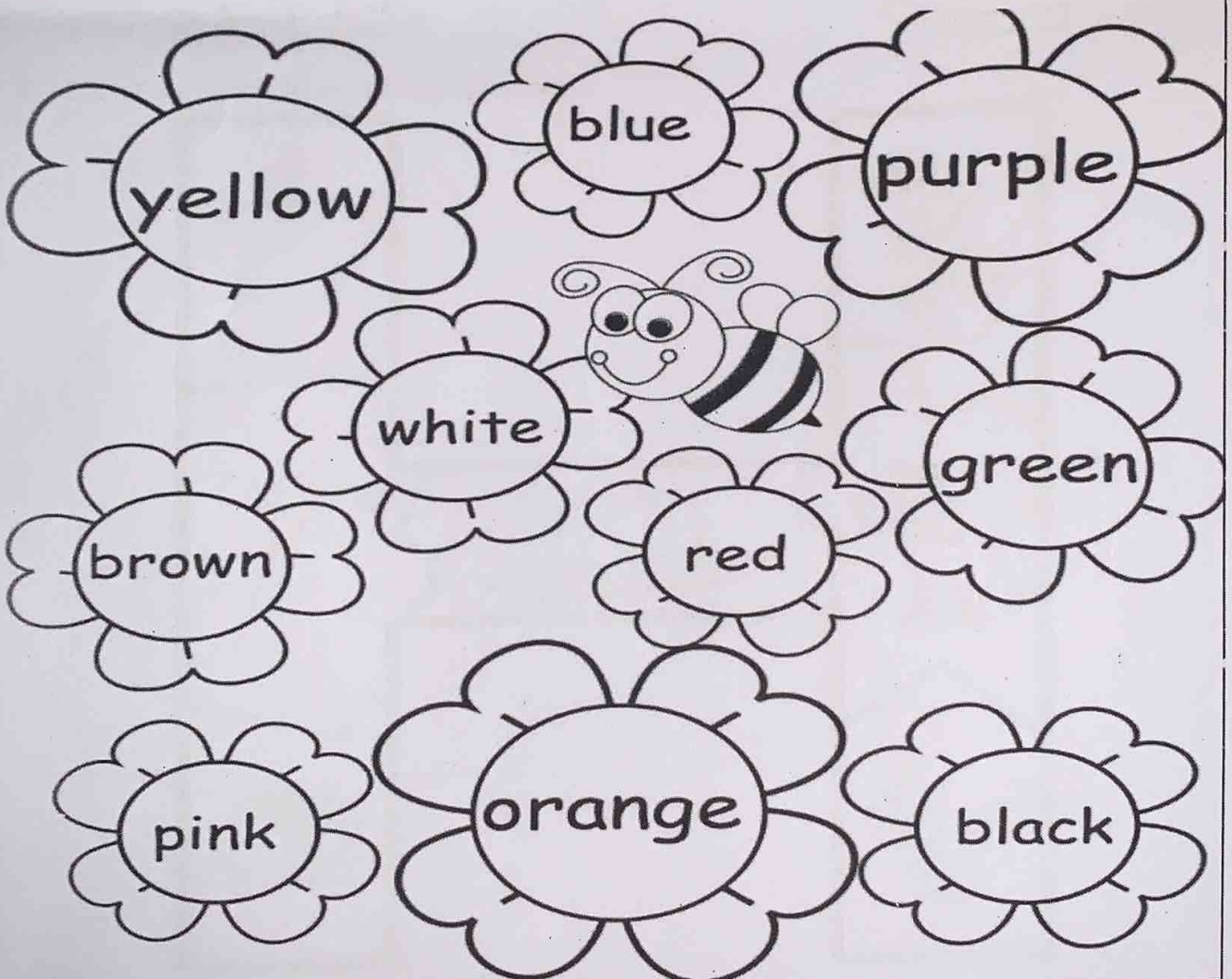
Ques 4 – Colour the Tree with Cotton Swab.



Ques 5 – Colour the Hen with Ear bud printing.

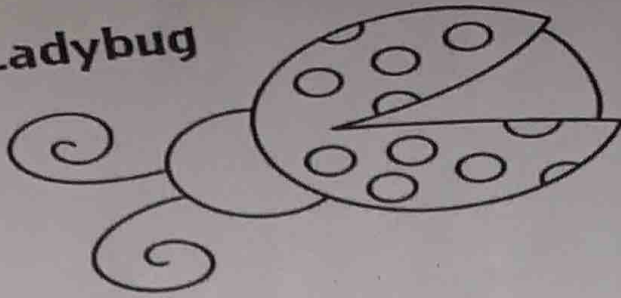


Ques 6 – Read the colour names and colour it as shown in the picture and colour the flower petals with any colour.

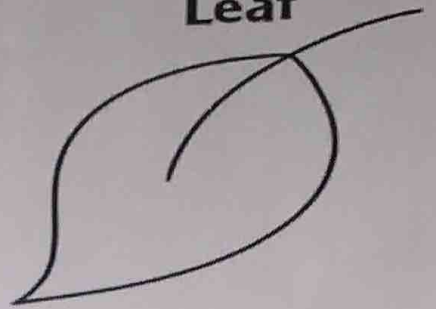


Ques 7 A) - Colour the capital letter L and pictures also.

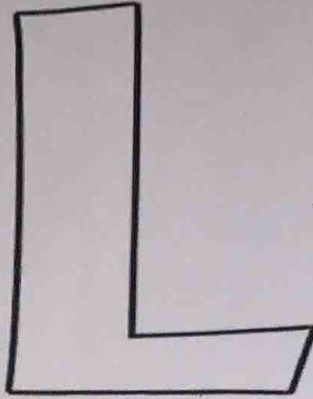
Ladybug




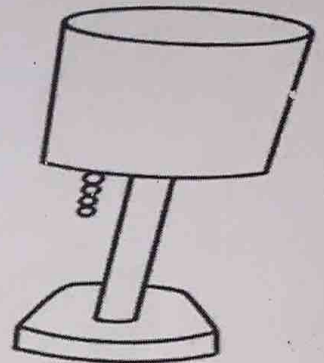
Leaf



Lollipop




Lamp




Lion




B) - Colour the capital letter H and pictures also.



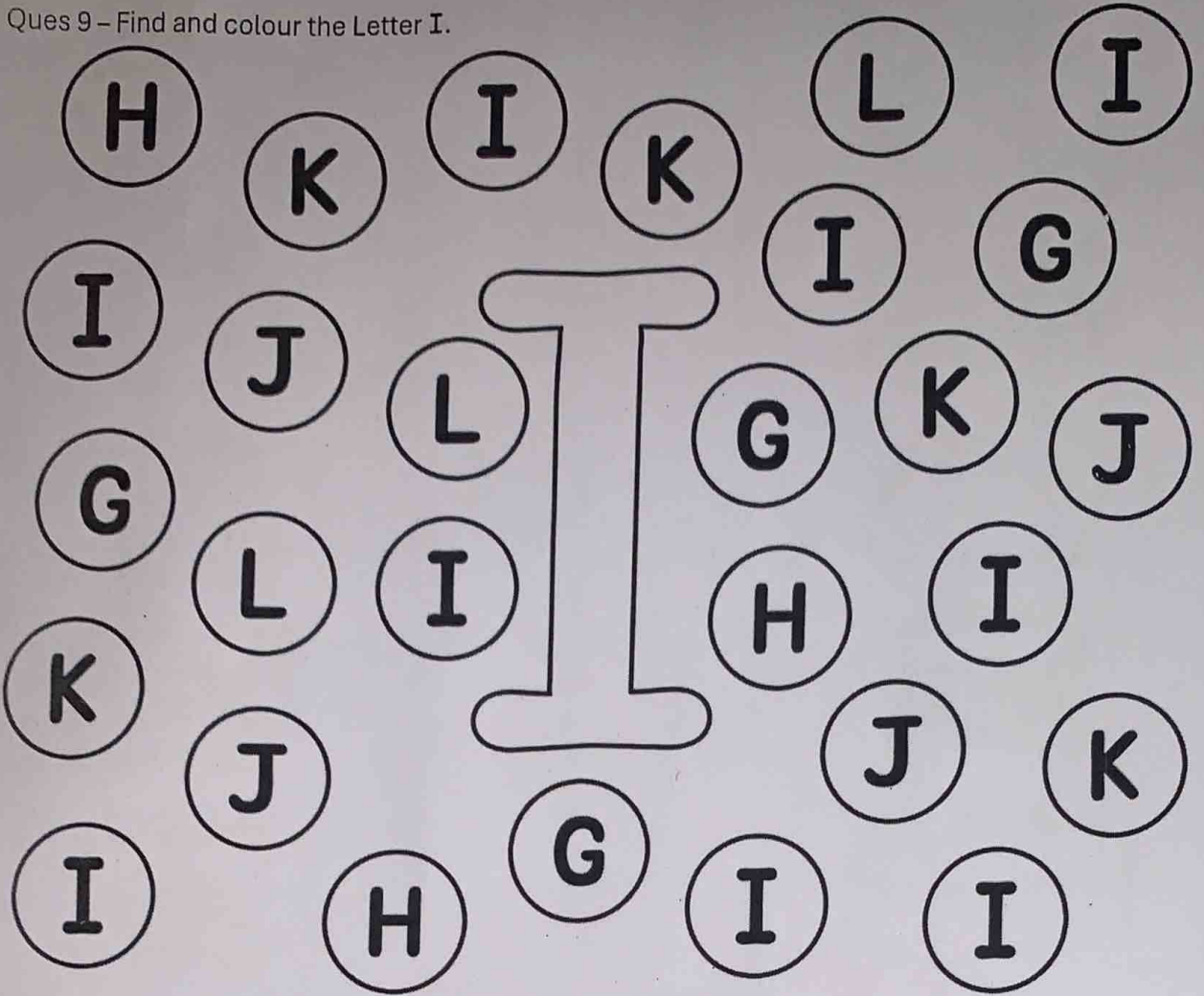
C) - Colour the capital letter T and pictures also.




Ques 8 - Circle all the objects that begin with the Letter T.



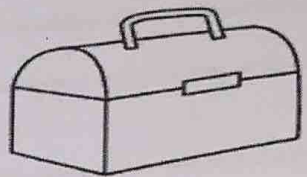


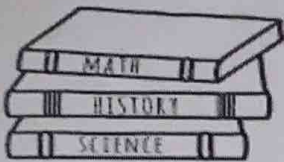

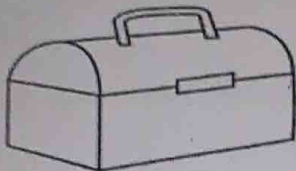
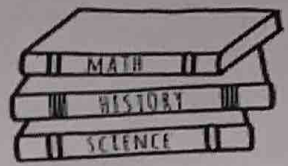



Ques 9 – Find and colour the Letter I.





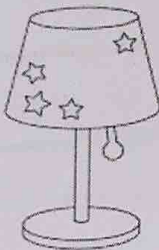
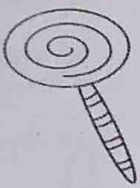
Ques 10 – Decorate turtle shell with colored paper. (Paste)



Ques 11 – Draw a line and connect the matching pictures.



Ques 12 – Match with the Letters.



L

T

I

H

Ques 13 - Cursive Writing

Capital Letter L

L

L

L

L

L

L

L

L

L

L

L

L

L

L

L

L

L

L

L

L

L

Capital Letter T

T

T

T

T

T

T

T

T

T

T

T

T

T

T

T

T

T

T

T

T

T

Capital Letter I

I

I

I

I

I

I

I

I

I

I

I

I

I

I

I

I

I

I

I

I

I

Capital Letter H

H

H

H

H

H

H

H

H

H

H

H

H

H

H

H

H

H

H


H

H

H

विषय हिंदी

प्रश्न 1 - बिंदुओं को जोड़ कर आकृति बनाओ।



प्रश्न 2 (क) - बिंदुओं को जोड़ कर "अ" स्वर वर्ण लिखिए।

अ अ अ अ अ

अ अ अ अ अ

(ख) - बिंदुओं को जोड़ कर "आ" स्वर वर्ण लिखिए।

आ आ आ आ आ

आ आ आ आ आ

(ग) - बिंदुओं को जोड़ कर "उ" स्वर वर्ण लिखिए।

उ उ उ उ उ



उ उ उ उ उ

(घ) - बिंदुओं को जोड़ कर "ऊ" स्वर वर्ण लिखिए।



ऊ ऊ ऊ ऊ ऊ

ऊ ऊ ऊ ऊ ऊ

(ड) - बिंदुओं को जोड़ कर "अं" स्वर वर्ण लिखिए।



(च) - बिंदुओं को जोड़ कर "अः" स्वर वर्ण लिखिए।



प्रश्न 3 - बिंदुओं को जोड़ कर आकृति बनाइए और रंग भरिए।




प्रश्न 4 - चित्रों को स्वर से मिलाइए।

अ




आ



उ



ऊ




अं



प्रश्न 5 - "अ" स्वर वर्ण में रंग भरिए।



अनार



अमरुद

अ











अदरक



अखरोट

प्रश्न 6 - चित्र के नाम के पहले अक्षर को लिखो।

प्रश्न 7 - "आ" स्वर में गोला लगाइए।




आम




आलू

	आ	अ	
आ			आ
उ	अ	ऊ	
			अ
ऊ	आ		


प्रश्न 8 - सही स्वर पर गोला लगाइए।



अ ई ऊ




अ ई आ




उ अ इ


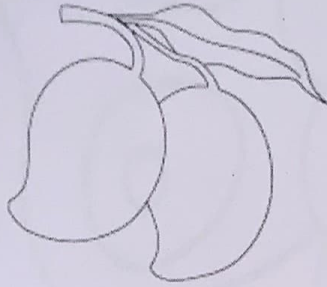
प्रश्न 9 (क) - बिंदी चिपकाकर चित्र में रंग भरिए।




(ख)




प्रश्न 10 - चित्र को चित्र से मिलाइए।



प्रश्न 11 - मछली को तालाब तक पहुँचाइए। (नीले रंग से)







Subject - Mathematics

Ques1. Trace the Dots.


Standing lines




Sleeping lines




Slanting lines




Circle








Ques2. Trace the dots.



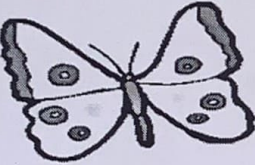




Ques3. Make the picture by joining dots and colour it.



Ques4. Trace the dots and write the numbers 1 to 5.


one		1 1 1 1 1 1
two		2 2 2 2 2
three		3 3 3 3 3
four		4 4 4 4 4
five		5 5 5 5 5

Ques5. Trace the dots and Complete numbers from 6 to 10.


six		6 6 6 6 6 6 6 6 6 6 6 6 6 6 6 6 6 6 6 6
seven		7 7 7 7 7 7 7 7 7 7 7 7 7 7 7 7 7 7 7 7
eight		8 8 8 8 8 8 8 8 8 8 8 8 8 8 8 8 8 8 8 8
nine		9 9 9 9 9 9 9 9 9 9 9 9 9 9 9 9 9 9 9 9
ten		10 10 10 10 10 10 10 10 10 10 10 10 10 10

Ques6. Join the dots and colour the picture.

a)




b)


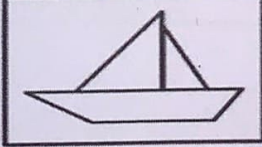




Ques7. Color the picture as given in the picture.

1 = green 2 = purple 3 = brown
4 = blue 5 = orange 6 = yellow



Ques8. Count and fill in the blocks.

			
1			

Ques9. Color, trace, and connect the dots.


A)




SQUARE




Color.



Trace.



Connect.




B)



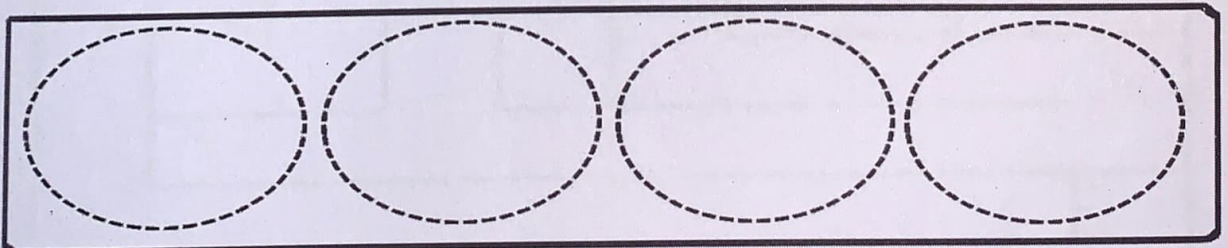
CIRCLE




Color.



Trace.

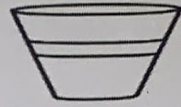


Connect.

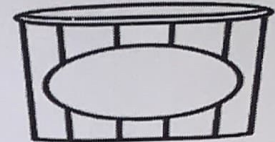



Ques10. Full and Empty



Circle the empty vase.



Circle the full box of popcorn.




Circle the empty nest.



Ques11. Complete the path.

Help Mumma Hen to find its chickens.




Ques12. Write your name using watercolor with the help of vegetables. (Example lady finger)

ALL ABOUT ME
My name is _____


I am _____
years old

My favorite color is _____




Ques1 - Myself

ALL ABOUT ME!

My name is 


I am



My name starts with

years old

My favorite color is



I am a...

boy


girl



Ques 2 – Colour the cake and candles according to your age.



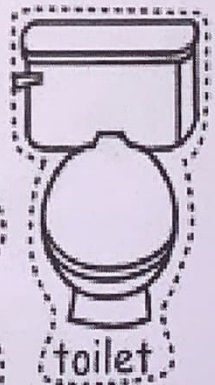
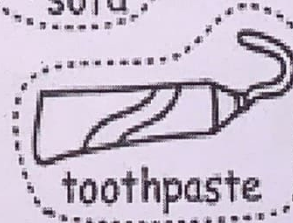
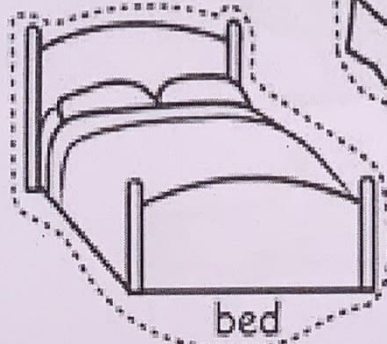
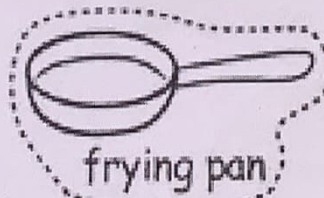

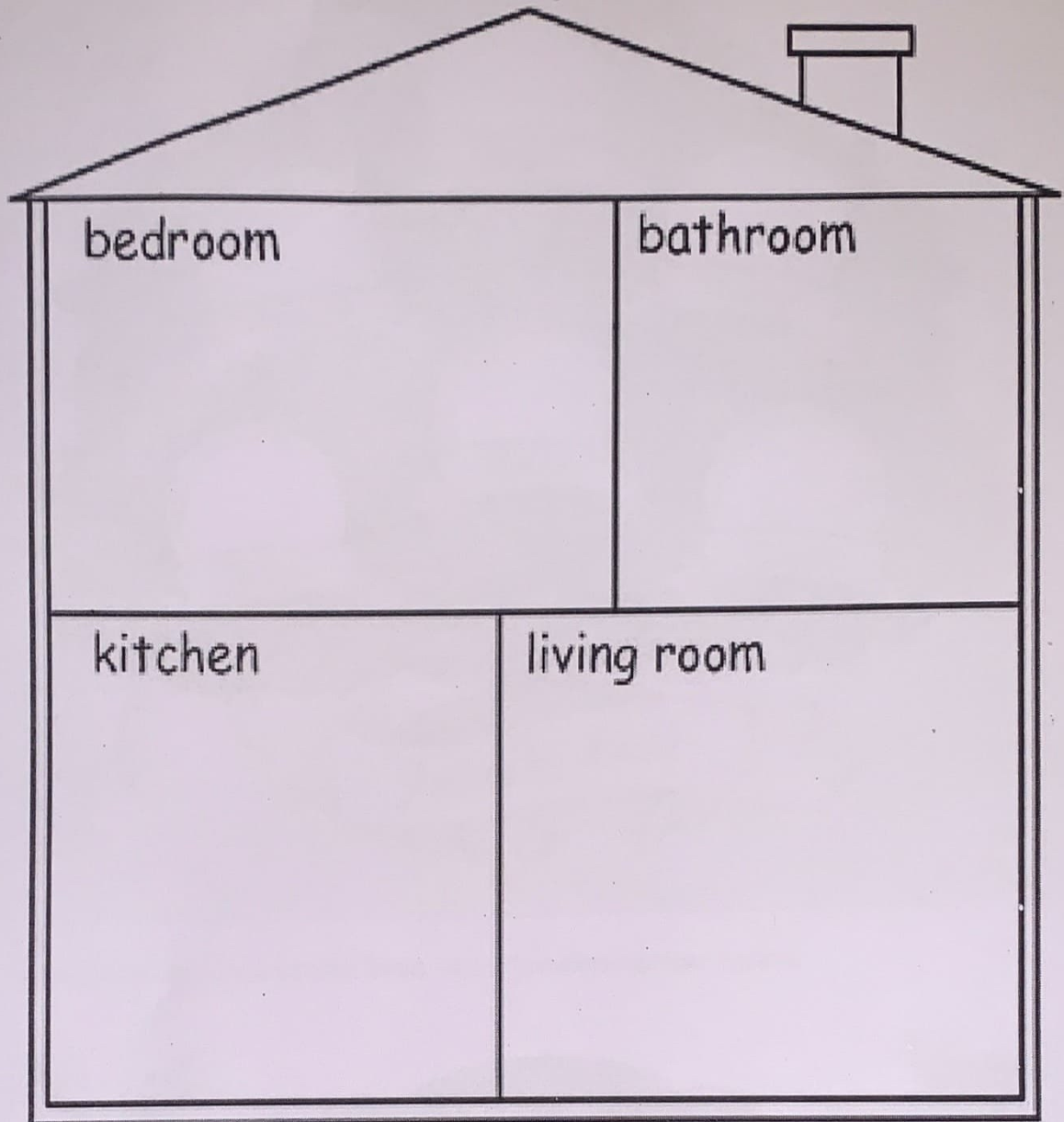
Ques 3 – Colour the picture of house.




Ques 4 – Cut the pictures of different things in rooms and paste them in their proper place.

Around the House


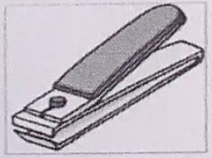

Cut and paste.



Ques 5 – Make a beautiful family tree by pasting your family members photographs.



Ques 6 – Match the body parts with the things we use to maintain proper hygiene.




Ques 7 – Cut the pictures of body parts and paste on proper circles.







MY BODY



Cut out body parts and label



Ques 8 – Paste one picture of any fruit or vegetable for each colour in the box.


	
	
	

Ques 9 – Colour the picture according to the numbers given below.


1-red
2-orange
3-yellow

Color by number rainbow


4-green
5-blue
6-purple



Ques 10 – Make a beautiful collage with paper tearing.




Ques 11 – Colour the picture of a school.



Ques 12 – Colour the picture of school bus.



Ques 13 – Decorate the dress with stones.



Ques 14 – Paste pictures of different clothes