

NORTH – EX PUBLIC SCHOOL
SUMMER BREAK PROJECT WORK

(11.05.25 to 30.06.25)

SESSION: 2025- 26

Class : I

Name : _____

Roll No: _____



Allocation of Marks

ENGLISH: /6

HINDI : /6

MATHS: /6

E.V.S : /6

Art and craft : /2

General awareness : /2

Collage : /1

Cover page: /1

Total: /30



ENGLISH


DESCRIBING WORD

- Match the describing words using different coloured crayons.




Leaf

Cold



Ant

Green



Ice

Long



Girl

Salty



Popcorn

Naughty

ONE AND MORE THAN ONE

- Write many of the following.

1.  **One ball**  _____


2.  **One tree**  _____

3.  **One book**  _____


4.  **One kite**  _____

Noun


- A noun is a name of person, place, animal and things. Draw it. Draw the pictures showing the following.




PERSON



PLACE




ANIMAL



THING

PEACOCK

- Draw a peacock by using your hand impression.



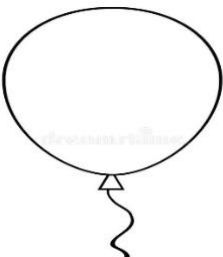
OPPOSITE WORDS


- Make images showing opposite of the following words.

1.  Happy

2.  Sweet

3.  Half

4.  Light

5.  Slow



- **Paste ice – cream sticks to show sun rays.**



हिन्दी

- पानी में जीवन

पाँच पानी में रहने वाले जीवों के चित्र बनाएँ व रंग भरिए।



- नीचे दिए गए चित्रों को पहचानकर उनके नाम लिखिए।


1.



2.



3.



4.



5.



6.



- चित्र देखकर वाक्य पूरा करें ।

1. राम _____ खा।




2. रमन बाज़ार से _____ ला।



3. _____ लगाकर बाज़ार चल ।



4. _____ से आँखों की रोशनी बढ़ती है।


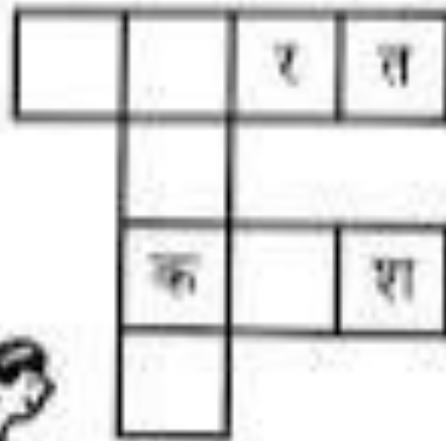
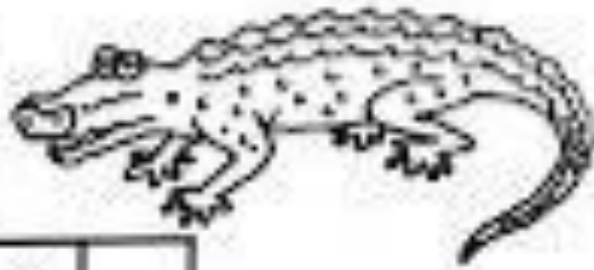


गुड़िया

- अपनी गुड़िया को सजाएँ ।



• शब्द पहेली।



- जोड़ मिलाओ ।



आम

मटर

आग

टब

जग

बस

कमल


नल

खग

मगर

बटन


दस



Maths


- Ascending and descending

(A) Place the number cards in ascending order.



--

(B) Place the number cards in descending order.



--

- Draw pictures showing one less and one more.

One less

Numbers

One more

5

4

2

6

3


7

Shapes

- **Draw a Robot using shapes (Circle, Square, Rectangle, Triangle) and colour it.**

- Big and small

(A) Look at the picture and colour the big and (x) cross the small.



(B) Fill in the with $>$, $<$, or $=$.

1. $6 \bigcirc 8$

4. $7 \bigcirc 6$

2. $7 \bigcirc 7$

5. $8 \bigcirc 8$

3. $5 \bigcirc 4$

- Look at each picture and draw the things as suggested.




Draw 2 ears of the cat.



Draw ice cream in 3 cones.



Draw the wings of 4 butterflies.



Draw 7 laddoos in the tray.


- **Make a tulip flower by paper folding and paste it.**



E.V.S

Sense of touch

- Colour the things that you can touch.



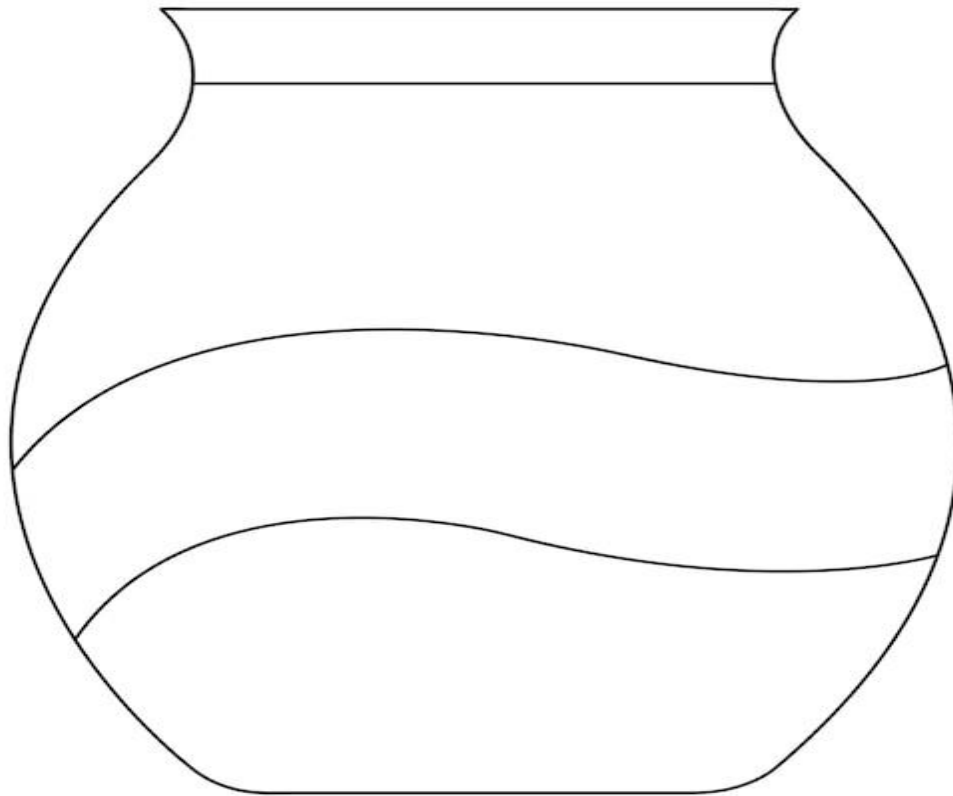
Our Body

- Match the name of body with their body parts.




Wow

- Paste paper flowers according to your age.



House

- Decorate a house by using waste material.



- **Draw and paste any two fruits and vegetables you like to eat and write it's name also.**


- What do you use in summer season? Match it with sun and colour it.



General awareness

Keep Healthy and clean!

- Draw any 4 things that helps you to keep your body clean and healthy.



Brush your teeth



Bath daily



Wash your hands



Trim your nails regularly


Save water

- Draw the picture of water droplets under tap using cotton tap method.



COLLAGE WORK

- Decorate a rainbow by using paper tearing and by using cotton .



Art and craft

- To give a beautiful look to this garden , make leaves with fingerprints in the given space



- **Paste the colorful bindis on the wings of the bee to enhance it's beauty**

