

NORTH-EX PUBLIC SCHOOL

SUMMER BREAK PROJECT WORK

[11.05.2025 TO 30.06.2025]

SESSION : 2025-26

NAME: _____

CLASS: PRE-SCHOOL

ALLOCATION OF MARKS

ENGLISH: /6

HINDI: /6

MATHS: /6

EVS: /6

VISUAL ART: /2

GEN. AWARENESS: /2

COLLAGE WORK: /1




COVER PAGE: /1

TOTAL: /30



ENGLISH

- Trace and colour the pencils to make them beautiful.




TRACE THE ALPHABETS WITH THE HELP OF STANDING AND SLEEPING LINES

TRACE THE LETTER

L




LION



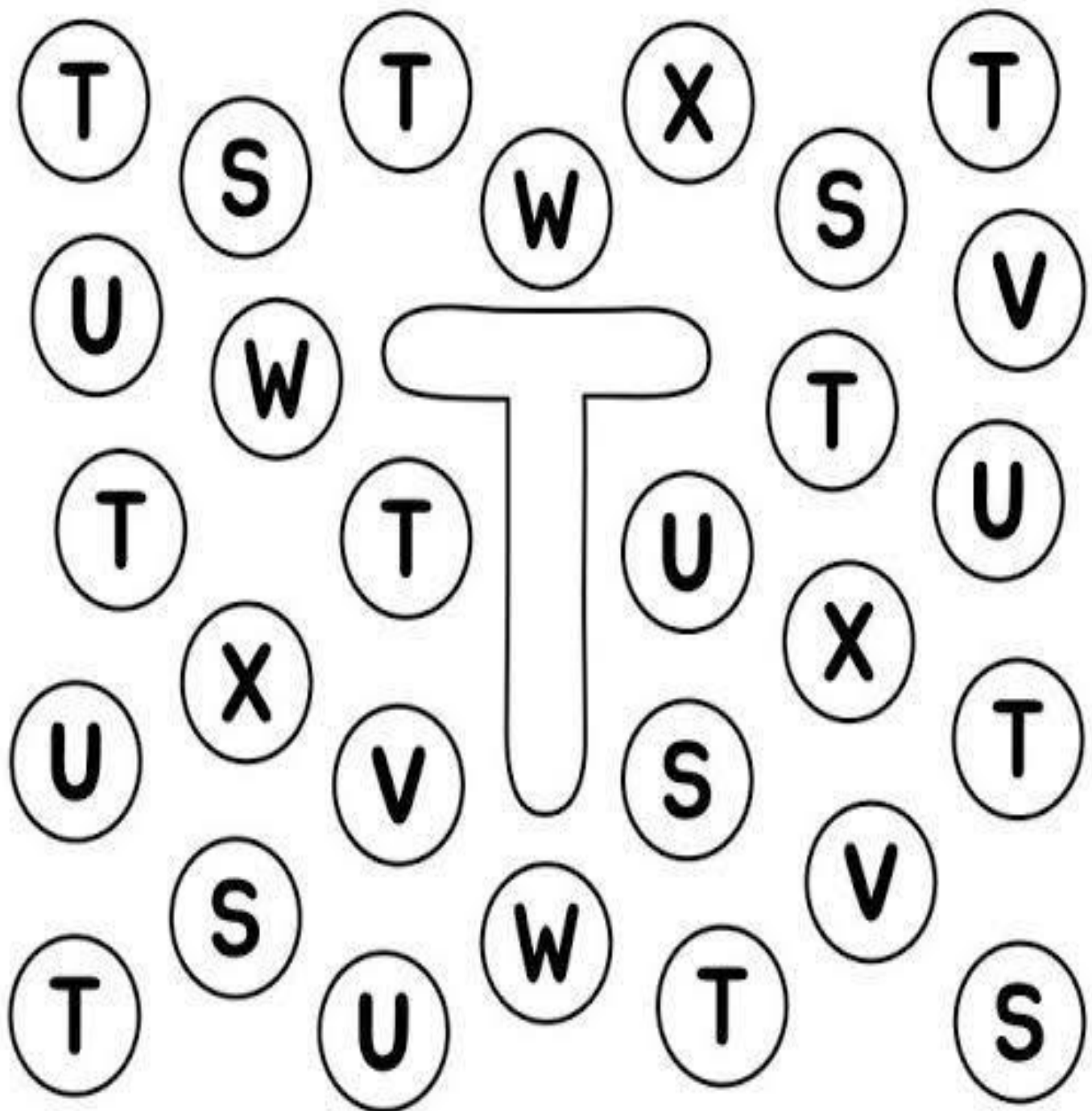
- Paste colourful thread on the pattern.



- Colour the ice-cream and decorate it using waste material.



Find and color the letter T



- **Make creative flash card according to given roll number slot.**

Roll no. 1-5: Letter L

Roll no. 6-10: Letter T

Roll no. 11-15: Letter H


Roll no 15 onwards: Letter I

For Example:




हिंदी


- मोर में रंग भरकर उसके पंखों को सजाएँ ।



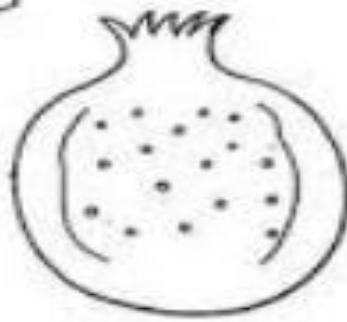
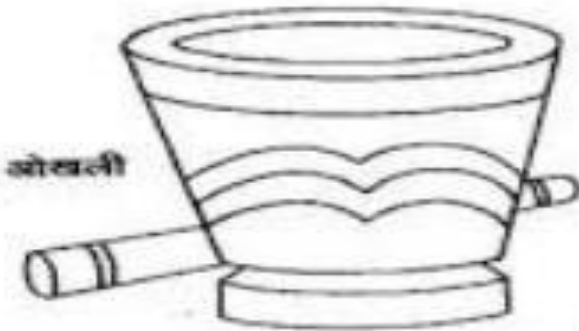
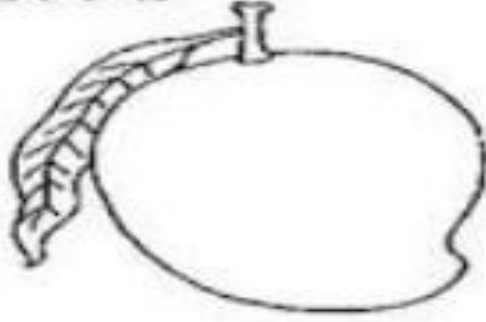
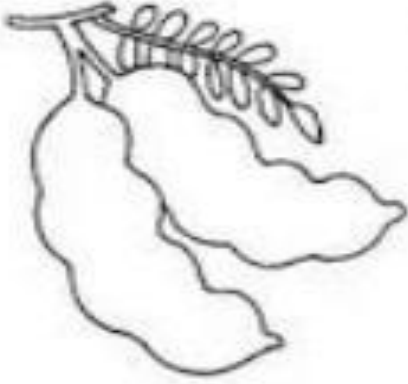

- फूलों में रंग भरें व खड़ी रेखा बनाएँ ।



- खरगोश को उसके भोजन तक पहुँचने में उसकी मदद करें ।




मिलान करो और चित्र में रंग भरो



क
उ
ऊ
इ
आ
ओ
अ

- सूरज में पीली व सन्तरी दाल तथा बादलों में रुई चिपकाकर सजाएँ ।



- लिखें, रंग भरें व गोला लगाएँ ।

आ आ आ
आ आ आ

इसे रंग दो ।



आम



आग









आठ

खोजें और इस पर घेरा लगाओ ।

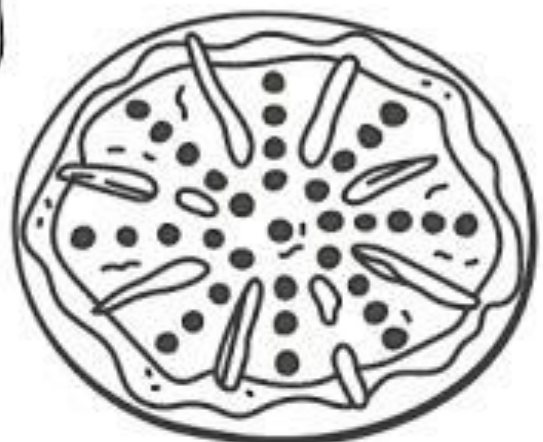



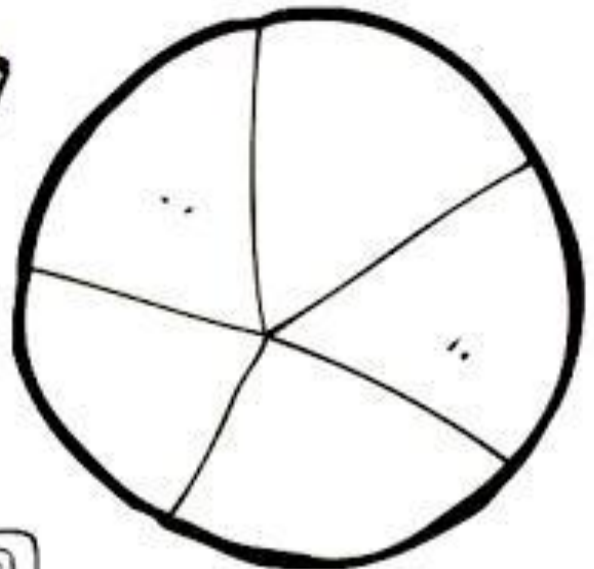
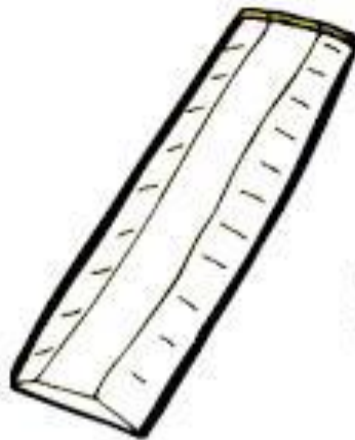
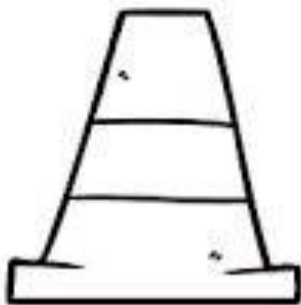
आ	अ	ई	अः	आ
उ	आ	अ	ई	आ
ओ	औ	आ	आ	ख
आ	ओ	ऊ	आ	औ

MATHS

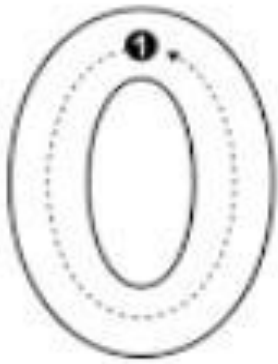
- Carefully count the petals, trace the numbers and colour in the flowers.



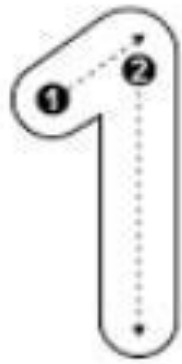
COLOR ALL THE CIRCLE OBJECTS!



- Dip your finger in paint and trace the numbers.



zero



one



two



three



four



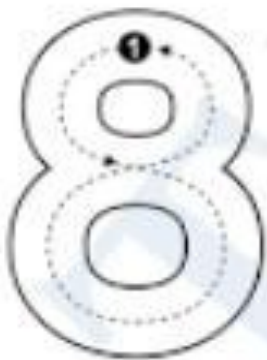
five



six




seven



eight




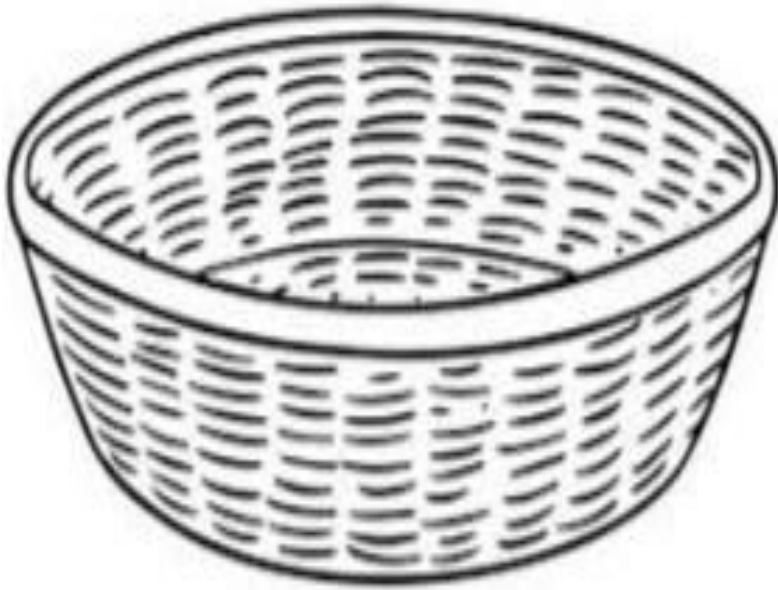
nine



ten

FULL & EMPTY

- Draw/ paste some objects in any one basket to make it full.


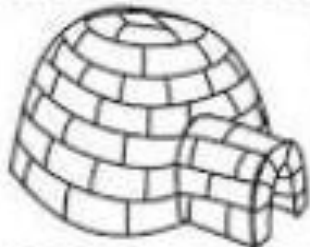


Hot or Cold

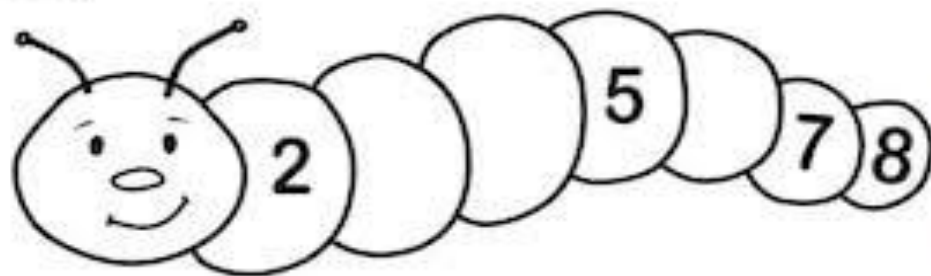

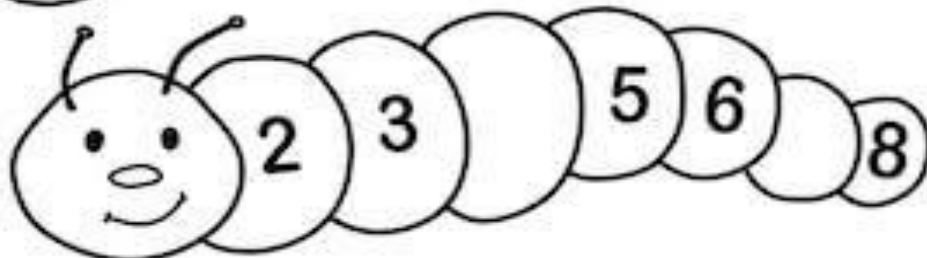
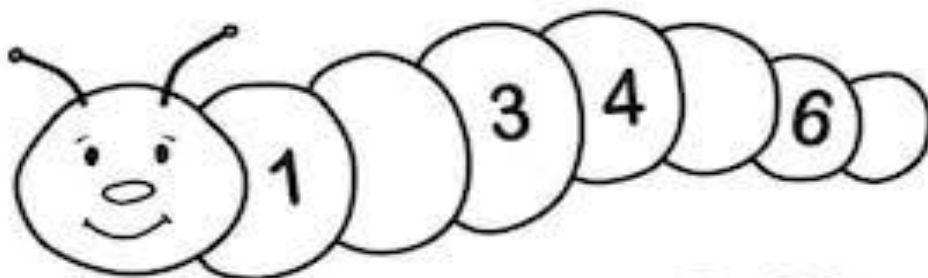
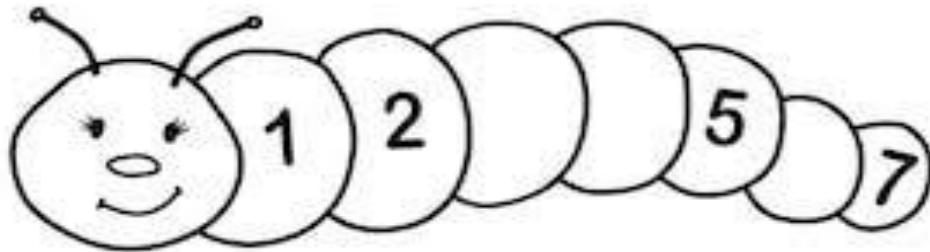
Directions: Cut and paste the objects in the correct box.

Hot

Cold




Fill in the missing numbers

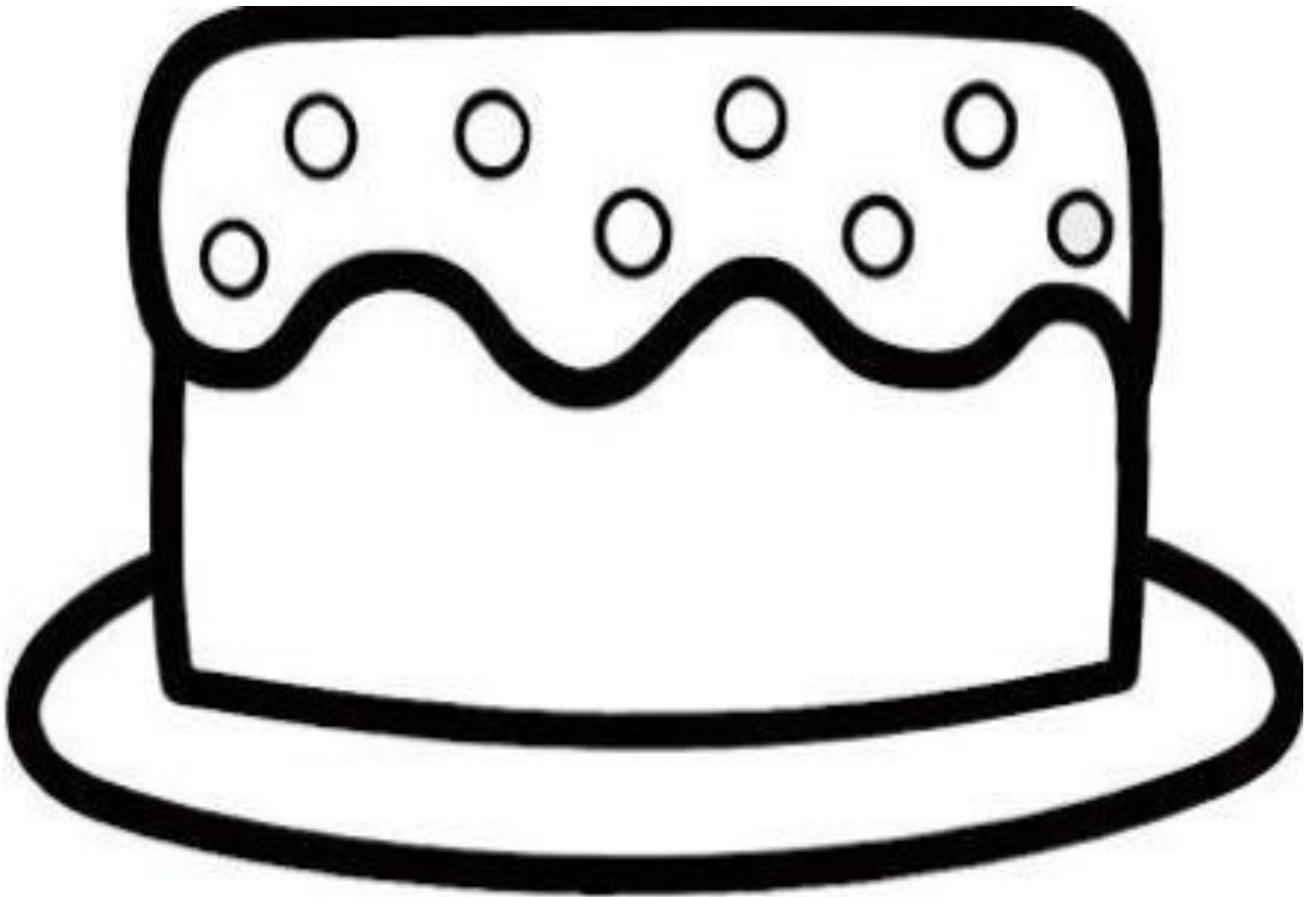


EVS

- **Decorate the hut with waste material .**




- **Colour & decorate the cake and paste candles according to your age.**




- **Make any animal or bird by using hand Impression.**

- **Make hair of the girl by using pencil shaving.**




MY SELF

- **Paste your photograph here.**



- **Paste the pictures of your favourite food, dress and toy.**



- **Make a beautiful face mask of an animal and paste here.**

VISUAL ART

- **Paste the waste buttons on the tree to make it attractive.**



- **Make a fish with different sizes of leaves.**




GENERAL AWARENESS


- Look at the given pictures and circle the things that can be eaten.



- Look and Match.



COLLAGE



Summer BREAK
In a Snap!

