

NORTH-EX PULIC SCHOOL  
SUMMER BREAK PROJECT WORK  
11.5.25 TO 30.6.25  
SESSION-2025-26  
CLASS-V

Name-\_\_\_\_\_  
Roll No.-\_\_\_\_\_



Allocation of Marks	
English-	/6
Hindi-	/6
Maths-	/6
EVS-	/6
Cover Page-	/1
Art and craft-	/2
General awareness-	/2
One Collage-	/1
Total-	/30



## ENGLISH

Q1 Write and design graphical story on sheet.

Topic- 'A tale of kindness.'




Q2 Make and decorate your own imaginary Castle.

Q3 Draw different types of Owls on chart paper and decorate it with waste material. Colour it beautifully.

Roll no – 1 to 10.


Q4 Draw/paste the picture of your any one favourite freedom fighter and Write few lines on him/her.

[illegible]

Q5 Prepare a small dictionary having minimum five words of each alphabet (new words) with meaning to enhance the vocabulary. Put a book mark in it and paste it on the sheet.

Q6 Everyone has a role model in their life.

Paste the picture of your role model and describe why is he/she your role model.

This image shows a single sheet of white paper with horizontal ruling lines. The lines are evenly spaced and run across the width of the page. There are no margins or other markings on the paper.

हिंदी

प्रश्न 1 किन्ही दो राज्यों के लोगों के खान-पान ,पहनावा एवं उनकी भाषा के बारे में जानकारी एकत्रित कीजिये और शीट पर लिखिए व चित्र भी बनायें।

प्रश्न 2 समाचार पत्र में से एक छोटा सा आर्टिकल काट कर शीट पर चिपकाएं और उसमें से संज्ञा शब्द रेखांकित करें।

प्रश्न 3 हमें रोज सुबह उठकर सूर्य नमस्कार करना चाहिए ।

अनुक्रमांक- 11 से 20 - सूर्य नमस्कार के विषय पर चार्ट बनाये ।

प्रश्न 4 कोई दस सुविचार लिखें व याद करें ।

प्रश्न 5 जल संरक्षण पर दो स्लोगन लिखिए।

This image shows a single sheet of white paper with horizontal ruling lines. The lines are evenly spaced and run across the width of the page. There are no margins, text, or other markings on the paper.

## MATHS

Q1 Write information about any two famous Indian Mathematicians and their contribution.  
Paste their pictures also on sheet.

Q2 Collect information about the population of any 5 states of India (direction wise) and represent in the tabular form (as given below).


S.N.	State	Capital	Population Indian System		Population International system	
			Figure	Number Name	Figure	Number Name

- \* Write the state, its capital name.
- \* Express in words using Indian and International System.
- \* Arrange them in descending order of the population.

Roll No.	1-10	Northern State
Roll No.	11-20	Eastern State
Roll No.	21-30	Western State
Roll No.	31 onwards	Southern State

### Q3 CROSS WORD PUZZLE

Fill in the blanks of the crossword puzzle to make the equations true.



## Q4 Magic Squares

Fill in grids so that each column, row and diagonal add up to the given sum.

The sum is 34.

			1
	11		14
3	10		
	5	9	4

The sum is 102.

48			
	30	33	24
			36
	45	42	3

The sum is 136.

		48	4
8			56
	40		
	20	36	16

The sum is 102.

	42		
36	21	18	
24	33		
39			48

## Q5 DODGING TABLES

$$12 \times 5 =$$

$$13 \times 8 =$$

$$15 \times 9 =$$

$$14 \times 6 =$$

$$16 \times 8 =$$

$$19 \times 4 =$$

$$20 \times 2 =$$

$$11 \times 7 =$$

$$10 \times 10 =$$

$$6 \times 9 =$$



$$7 \times 7 =$$

**Q6** Make a chart showing different clocks depicting different angles through time and also write name of the angles. (Use waste material like match sticks etc.)

Roll no.- 21 – 30.

## EVS

Q1 Write few lines on Louis Braille and make Braille script with raised dots.(as given in your book).



Q2 Make a creative finger puppet on different sense organs and paste them on sheet.

Q3 Paste the picture of any two famous sportsmen and sportswomen of India. Write few Lines on them.

Q4 Draw a poster on the topic- Dignity of Labour.

Q5 Make small size colourful paper bag from waste newspaper. Decorate it and paste on this Sheet.

Q6 Make a 3D chart by using Clay / Waste material- Lungs.

Roll No.- 31 onwards.

## ART And CRAFT

Q1 Collect different kinds of leaves. Make a bird with that leaves and paste it on the sheet.

Q2 Create a designer and colourful photoframe and decorate it with your family member picture.

### General Awareness

Q1 Make a list of different animals that live in Hot desert and Cold desert and differentiate them on the basis of their features.

Q2 Draw the picture of Sun Temple , Konark and write few lines on it.

## COLLAGE

Q1 Make a colourful collage depicting different seasons.

**Revise PT-I Syllabus for Exam.**