

# NORTH-EX PUBLIC SCHOOL

## SUMMER BREAK PROJECT WORK

(11-5-25 To 30-6-25)

SESSION 2025-26


CLASS- PRE-PRIMARY

NAME : \_\_\_\_\_

ROLL NO: \_\_\_\_\_

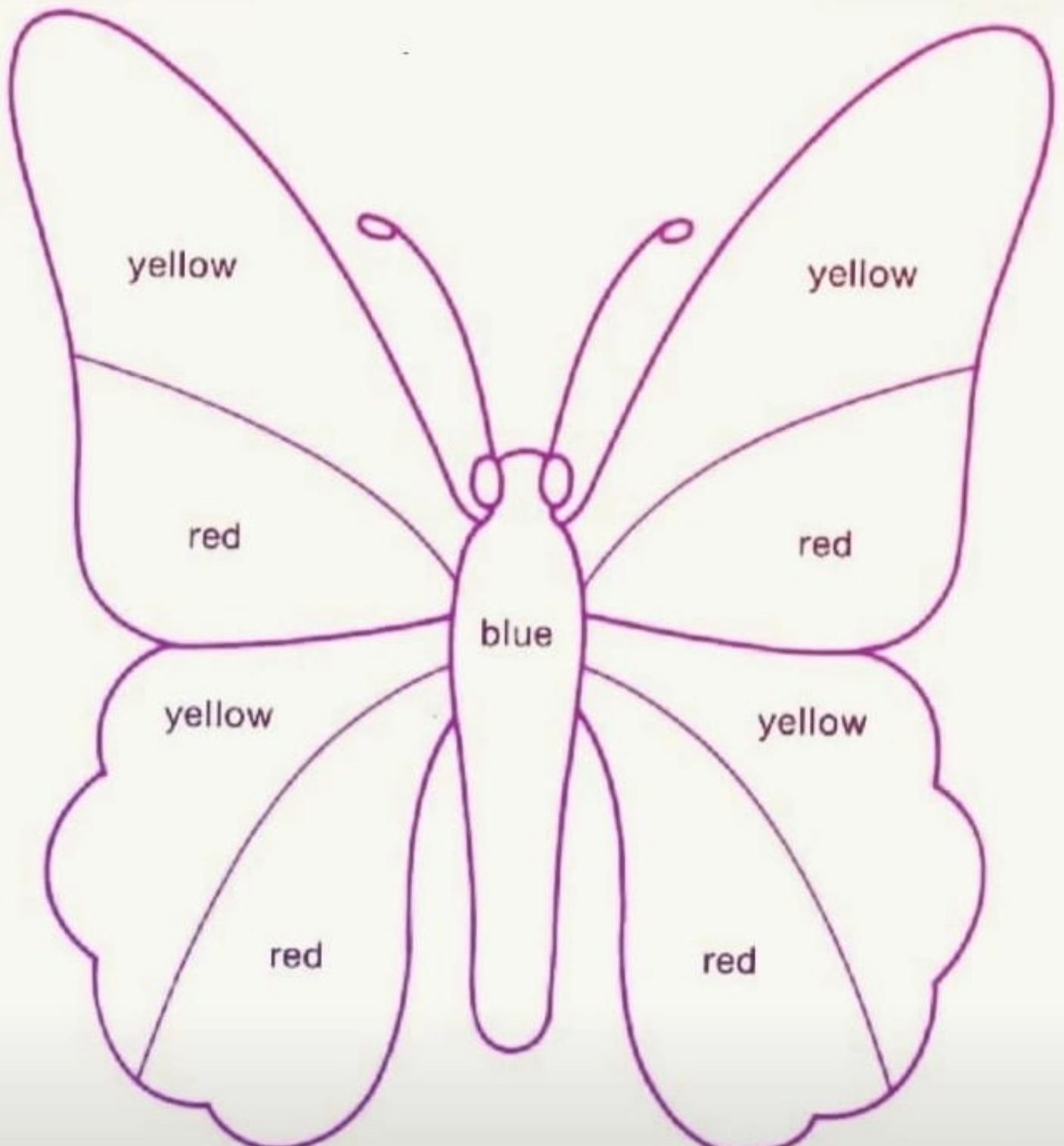
### Allocation of Marks

English.	/ 6
Hindi	/ 6
Maths.	/ 6
EVs	/ 6
Visual Art	/ 2
Gen.Awareness	/ 2
Collage work.	/ 1
Cover page	/ 1
Total	/ 30



# English

**Colour the butterfly as per  
given instructions**



Name \_\_\_\_\_

# What Comes Next?



Directions: Write the letter that comes next.

a, b, \_\_\_\_\_

h, i, \_\_\_\_\_

p, q, \_\_\_\_\_

m, n, \_\_\_\_\_

s, t, \_\_\_\_\_

b, c, \_\_\_\_\_

l, m, \_\_\_\_\_

x, y, \_\_\_\_\_

q, r, \_\_\_\_\_

t, u, \_\_\_\_\_

Look at the pictures and write the first letter of their name



nt



ion



at



at



at



ut



an




all



ar

**\* Decorate the baby  
elephant with glitters**



Shade the beginning sound of each picture.



c

m

u



s

h

t



n

a

r



f

c

d



e

d

b



a

b

x



m

b

i



r

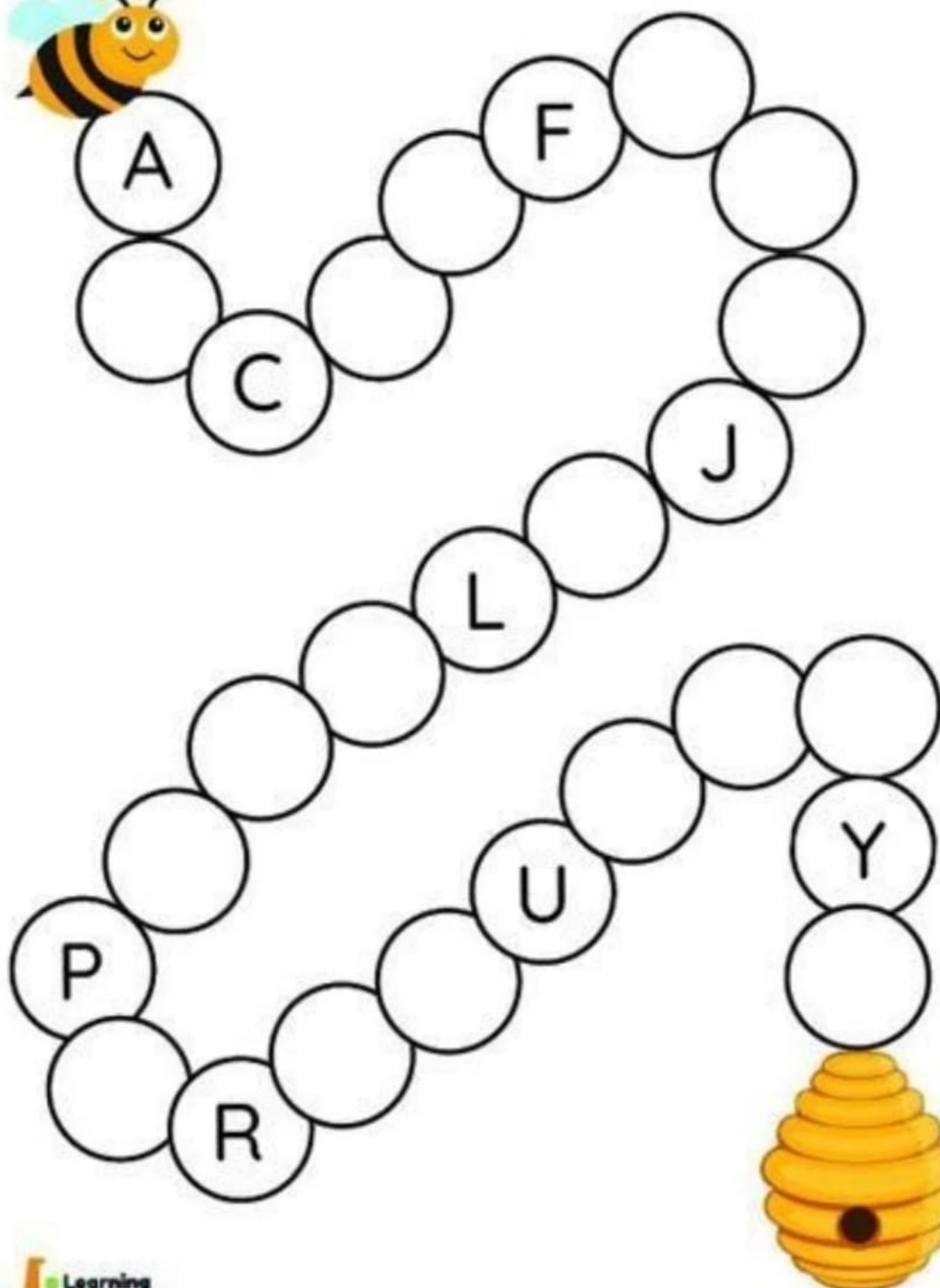
w

y



# Missing Uppercase Letters

Write the missing uppercase letters



हिं दी


स्वर माला

दी गई माला में स्वर लिखकर स्वर  
माला बनाएं ।





चित्र देखकर सही अक्षर पर गोलो लगाओ ।



प ह ठ



झ ञ ढ



र ध ढ



ख घ ब



त झ घ



ल च र


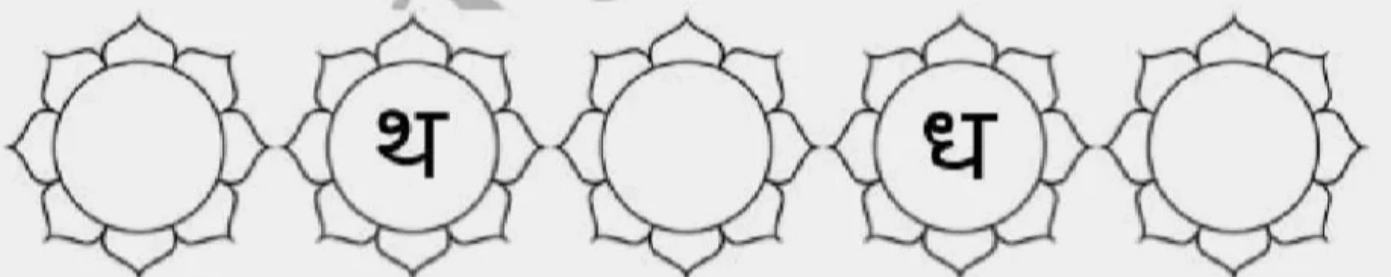
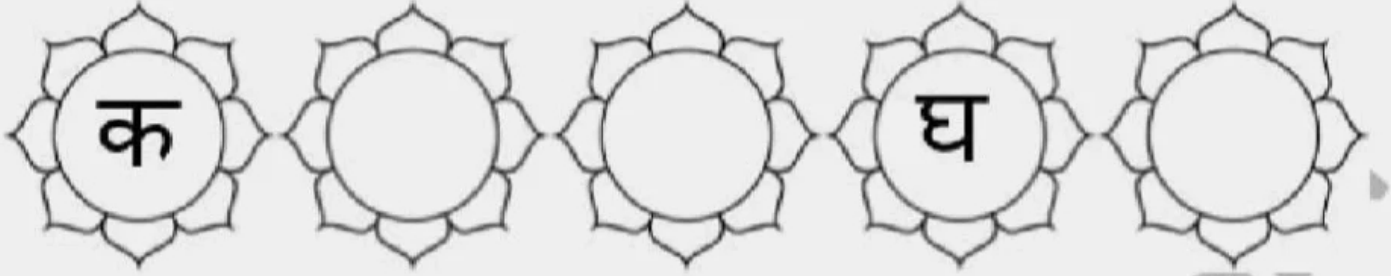


ट त ठ




द औ न

रिक्त स्थान भरो - Fill in the blanks



**दिए गए मोर को सजाए व रंग भरे।**



चित्र देखकर पहला अक्षर लिखे और रंग भरों



\_\_\_\_\_



\_\_\_\_\_



\_\_\_\_\_



\_\_\_\_\_



\_\_\_\_\_



\_\_\_\_\_



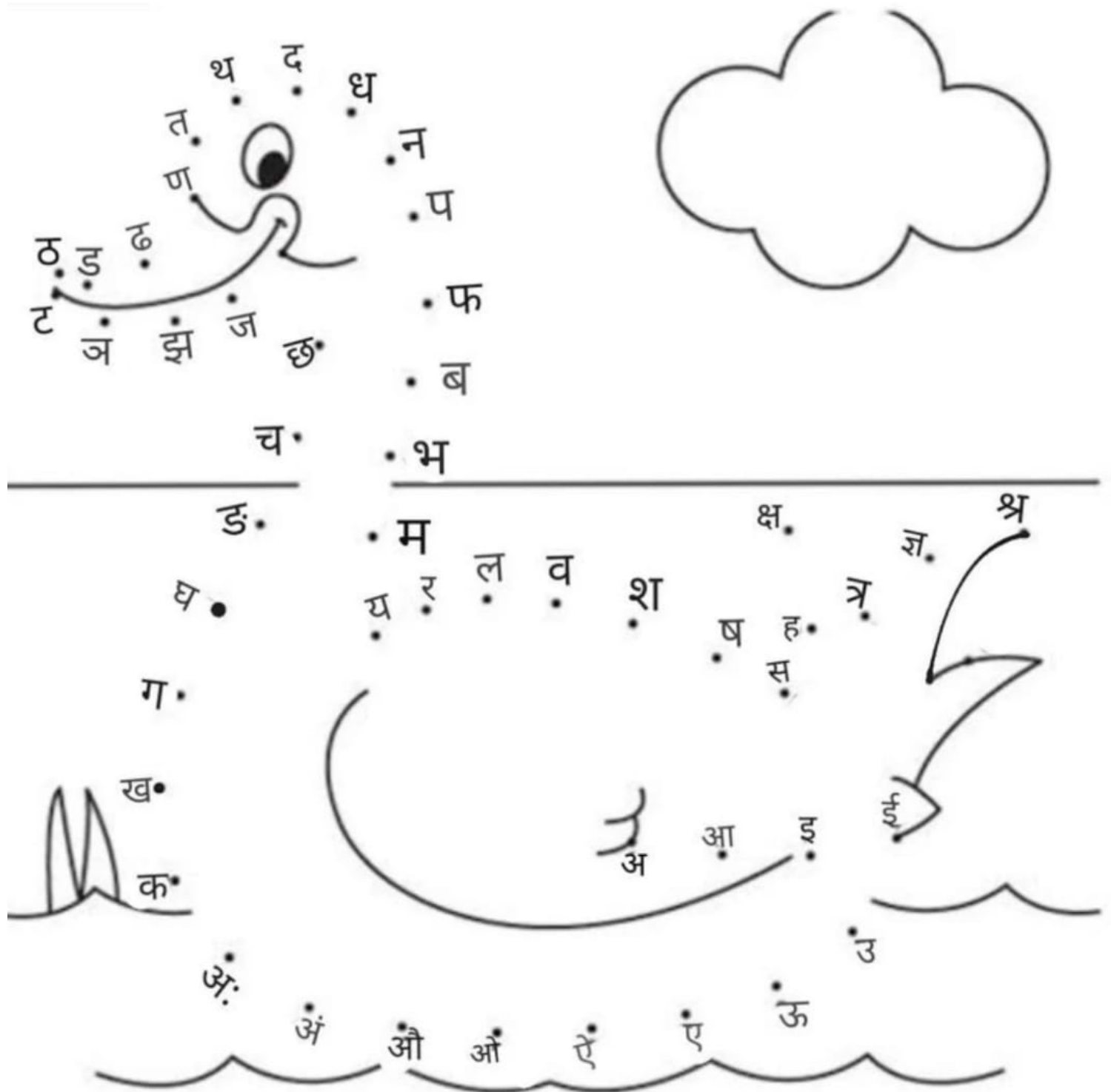
\_\_\_\_\_



\_\_\_\_\_



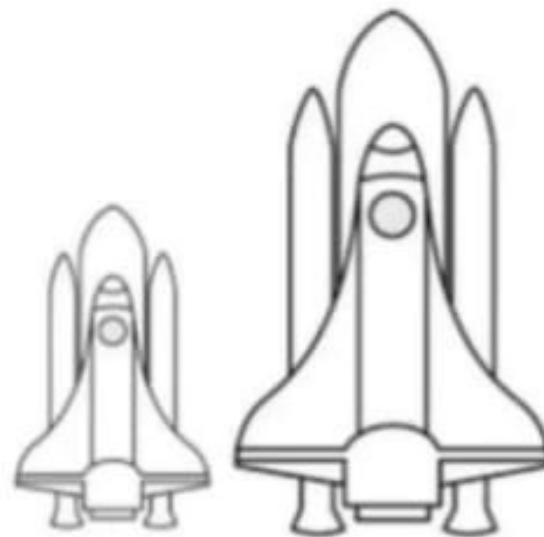
# दिए गए स्वर व व्यंजन को मिलाएं व रंग भरें।



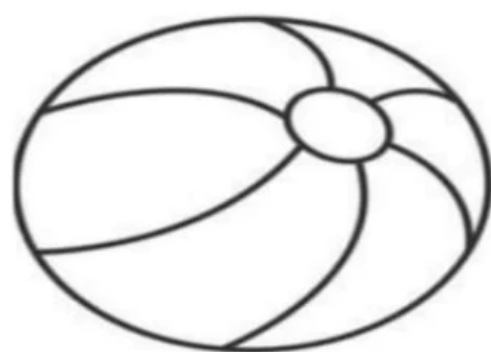


# Màths


Colour the tallest picture in each group.



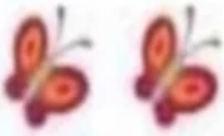



















Look at the pictures. color the big object red and small object yellow





Write the missing number in caterpillar.



Count the numbers of butterfly and color the correct number ball.

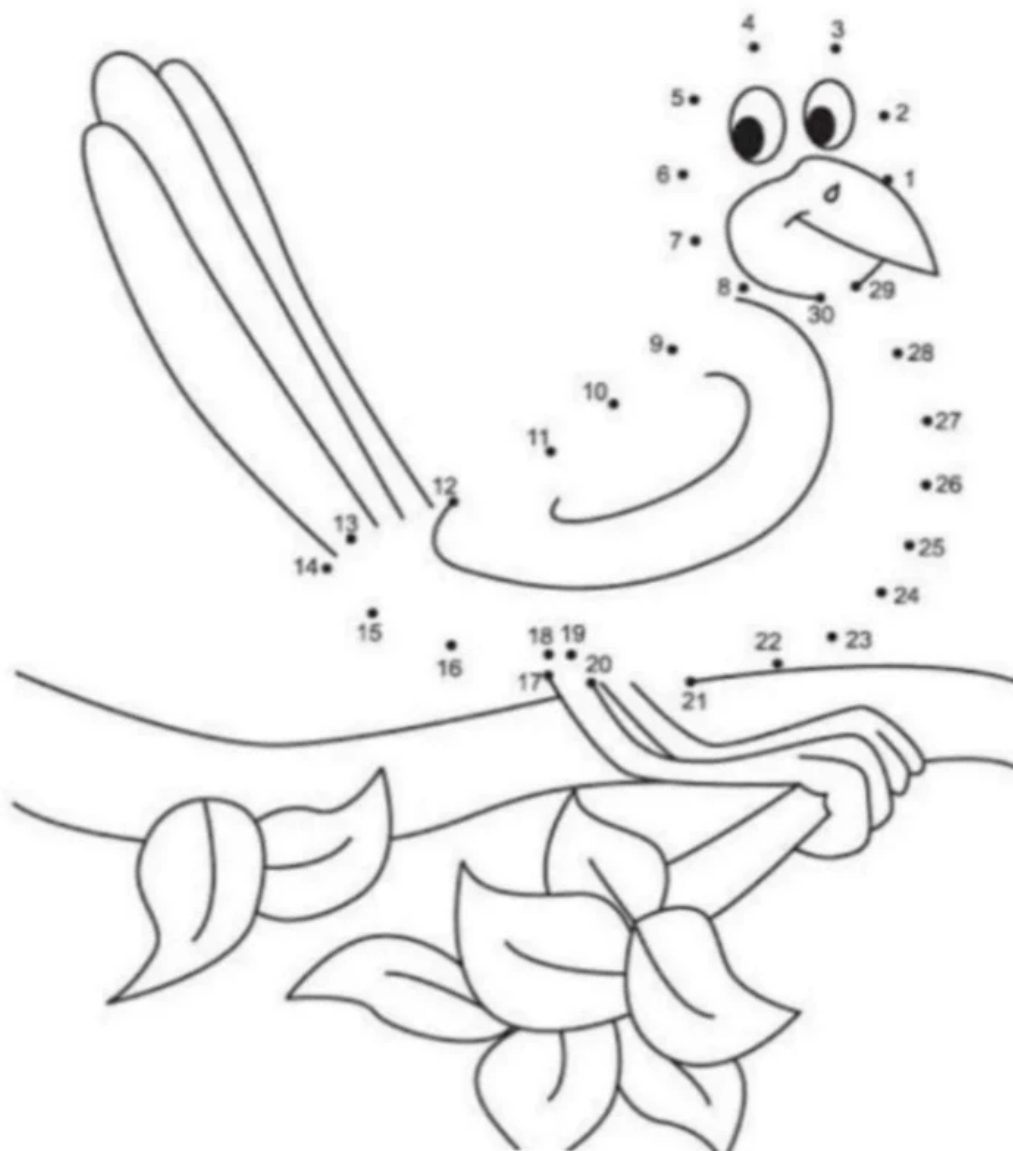
	  
	  
	  
	  
	  

Decorate the shapes with glitter star and stones.





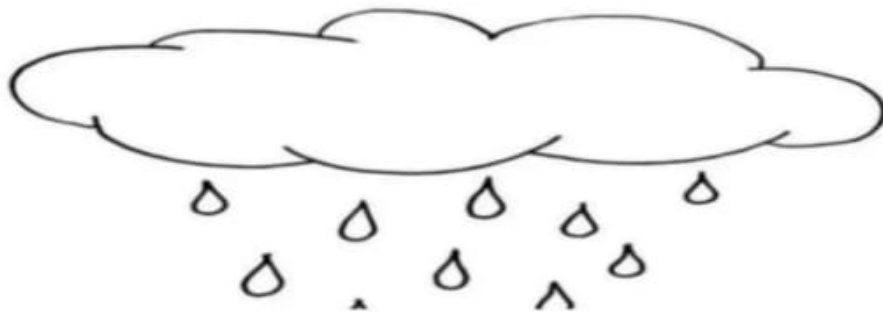
**Join the dots from 1 to 30 to complete the picture of bird and also decorate it's feathers with waste materials.**



# EVS

It's rainy

What will you wear in rainy season colour it.



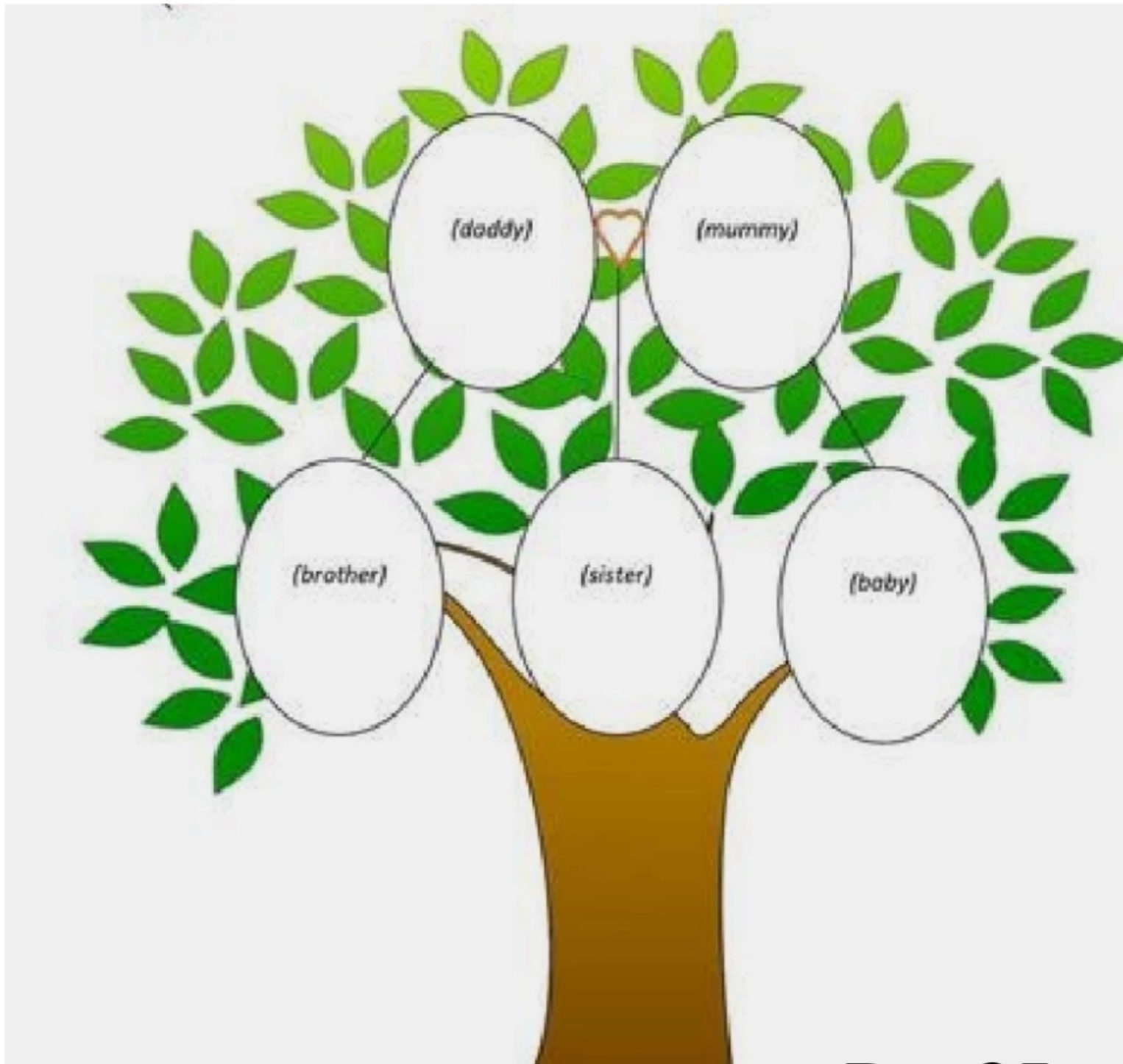
PP- v|

# IT'S SUMMER!

***Prepare your juice glass with different cutouts or impression and make it more beautiful as shown in the given picture.***



Paste the pictures of your family members on the given space to complete the family tree .q




Decorate your ice cream with different sprinkles and cotton.





**Let's make fun happy**

Tear the yellow paper and paste on the sun to make him shine



**Paste the pictures of  
your summer vacation  
memories**

# **SUMMERTIME FUN!**



**A drawing of my  
favorite summer  
activity:**

**This summer  
I will:**




**My summer goals:**

**My favorite summer  
treat:**



# Visual Art

**Make a shape of tree with fork printing as shown in the given picture. Do this activity on a separate paper**









**Make puppets with  
disposable spoons and  
paste on a sheet (any three)**



Sort it out.

Cut and paste the pictures in their correct bins

## General Awareness



[www.cleverlearner.com](http://www.cleverlearner.com)



paper bag



watermelon  
skin



empty  
can



empty  
plastic  
bottle



leaf



broken  
bottle



rotten  
strawberry



banana  
peel



**\*Do paper tearing in the  
given picture accordingly  
with blue and green colour  
paper**



## Collage Work

Cut the shape and paste it  
and make a beautiful  
collage.

