




# NORTH-EX<sup>®</sup> PUBLIC SCHOOL — DELHI —



Established 1999 | CBSE Curriculum | Holistic Development



# SUMMER HOLIDAY HOMEWORK

Session 2026-2027



Student Name : \_\_\_\_\_



Class : \_\_\_\_\_



Section : \_\_\_\_\_



Class Teacher : \_\_\_\_\_



*Explore, Learn & Grow this Summer!*



## OUR THREE BRANCHES - ROHINI, DELHI

### SECTOR-38, ROHINI



Spacious campus with modern infrastructure & senior secondary facilities.

### SECTOR-3, ROHINI



Recognised branch with strong academic foundation & disciplined environment.

### SECTOR-8, ROHINI



Senior Secondary CBSE affiliated campus with advanced learning spaces.

## OUR FACILITIES



SMART  
DIGITAL  
CLASSROOMS



WELL EQUIPPED  
SCIENCE  
LABS



COMPUTER &  
IT LABS



LIBRARY &  
RESOURCE  
CENTRE



SPORTS &  
OUTDOOR  
ACTIVITIES



CO-CURRICULAR  
ACTIVITIES  
(ART, MUSIC, DANCE)



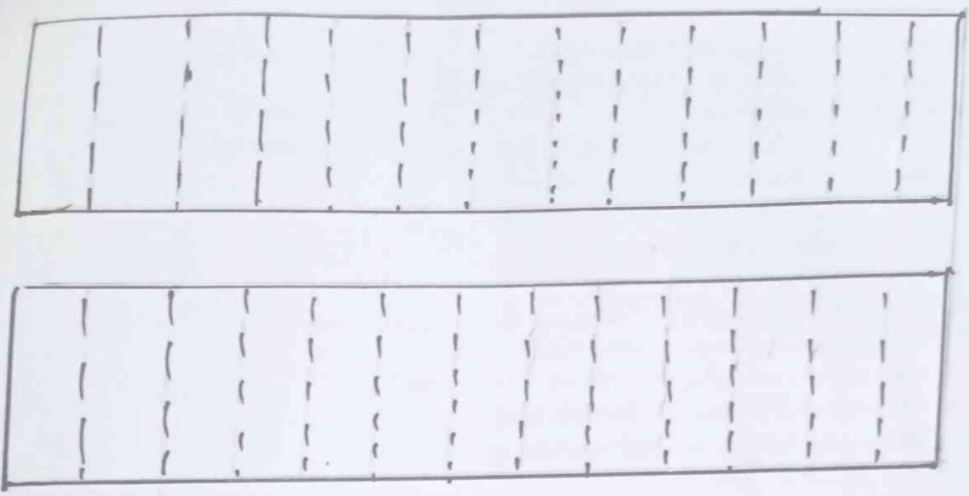
SAFE & SECURE  
CAMPUS  
(CCTV)




Complete your work neatly and submit on time.




Ques. 1 Trace standing line.



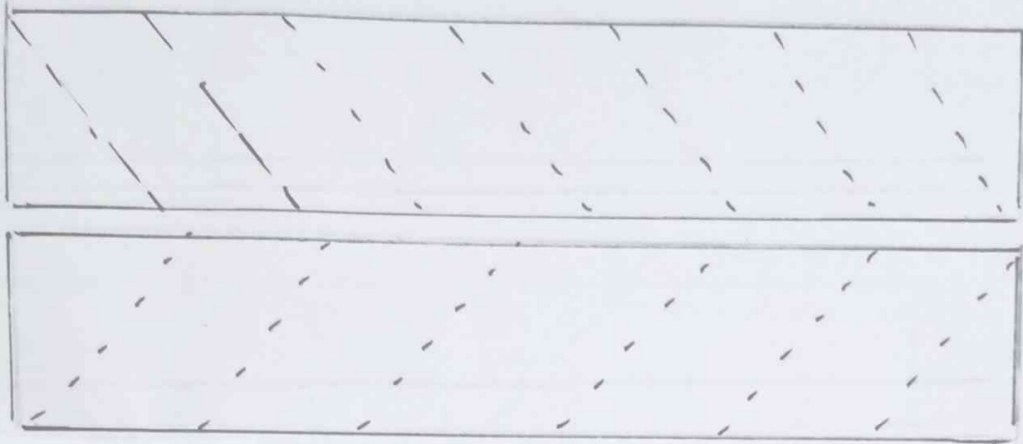
Ques. 2 Trace sleeping line.




Cursive writing




Ques. 3 Trace slanting line.



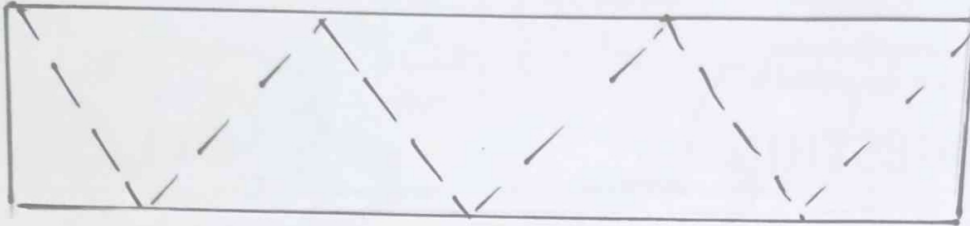

Ques. 4 Trace curve pattern.



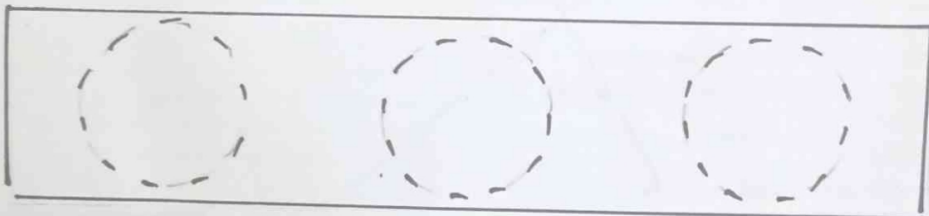
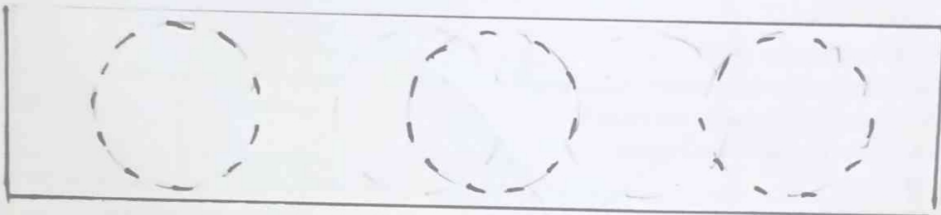
Cursive writing



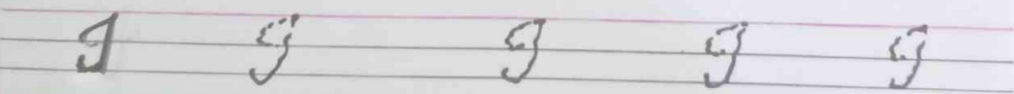
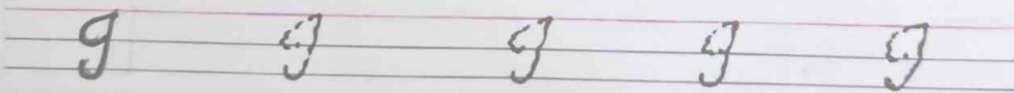

Ques. 5 Trace Zig- Zag pattern.



Ques. 6 Trace circle pattern.



Cursive writing


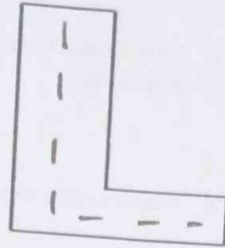


7 Trace capital letter L and colour the pictures

Ladybug



Lollipop



Leaf




Lion

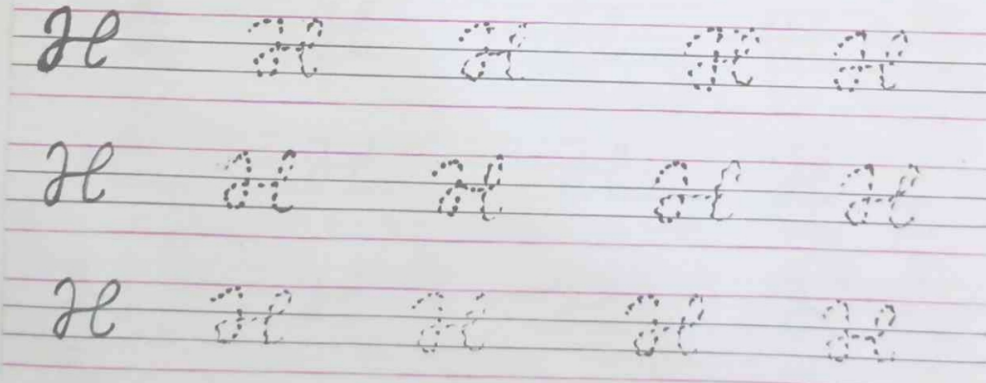


Lamp

Trace capital letter L




Cursive writing




SS:


Ques. 8 Trace capital letter T and colour the pictures





Ques. 9 Trace capital letter T



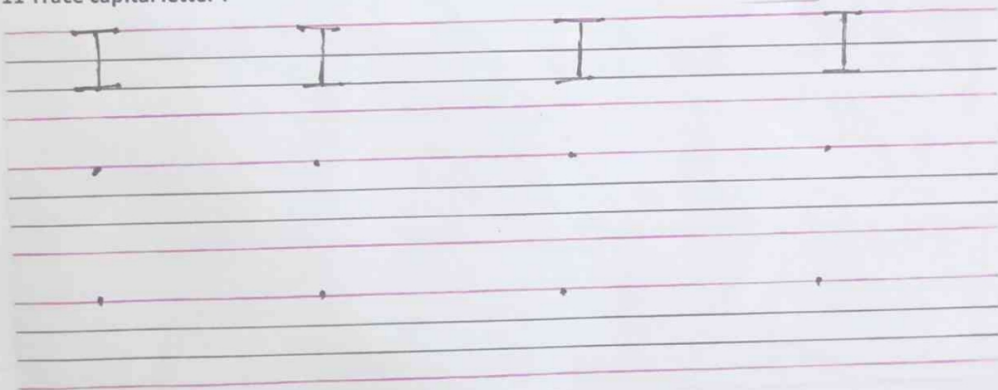
Cursive writing




Ques. 10 Trace capital letter I and colour the pictures.






Ques. 11 Trace capital letter I




Cursive writing




Ques. 12 Trace capital letter H and colour the pictures.




Ques. 13 Trace capital letter H




Cursive writing




Ques. 14 Colour the tree with lady finger print by using watercolors.



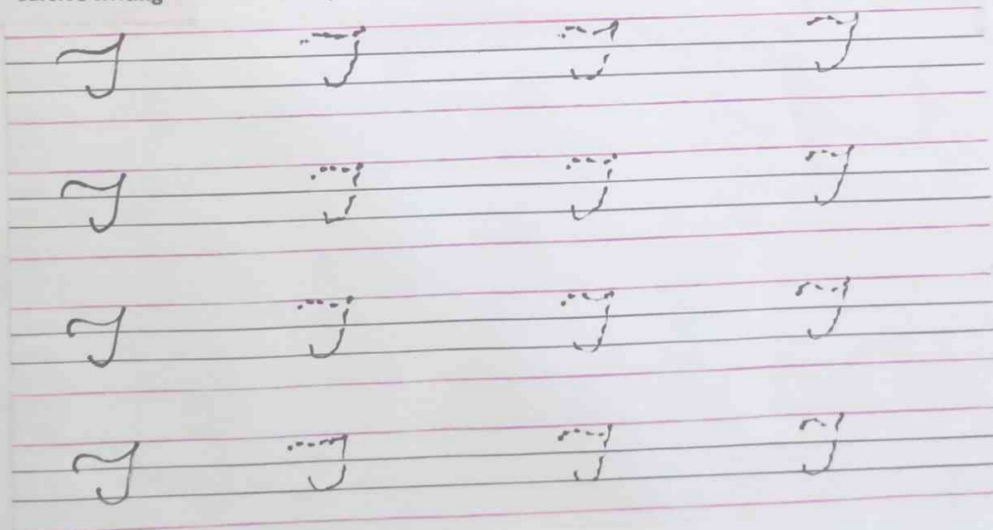
Cursive writing




Ques. 15 Colour the flowers with the help of fork by using watercolors.



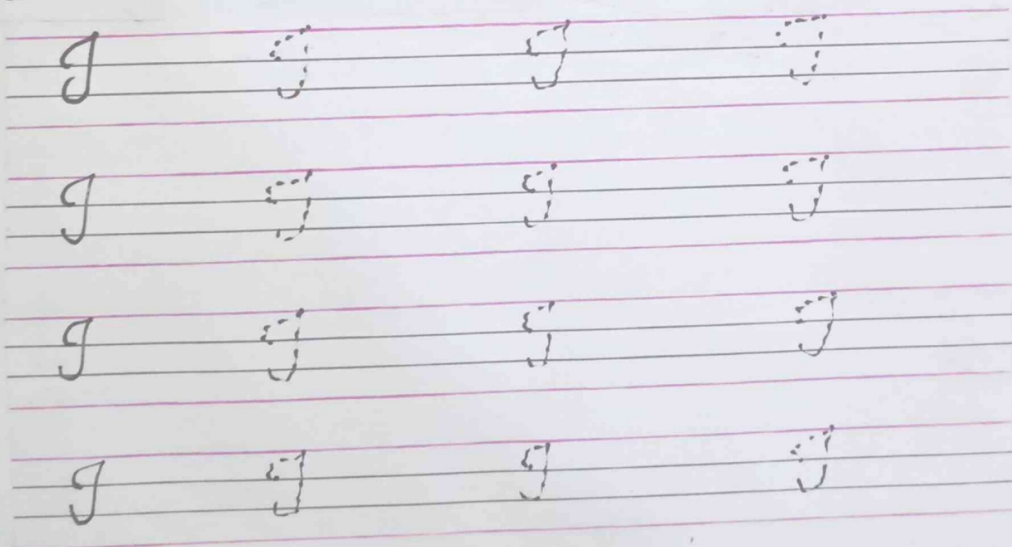
Cursive writing



Ques. 16 Colour the Ice-cream with earbuds by using watercolors.



Cursive writing




Subject – Maths

Ques. 1 Trace standing line.



Ques.2 Trace sleeping line.




Writing work

	.		.		.		.	
	.		.		.		.	

Ques. 3 Trace slanting line.




Ques. 4 Trace curve pattern.



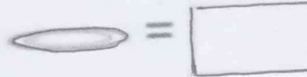
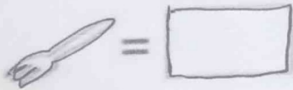
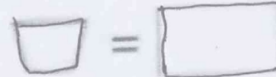
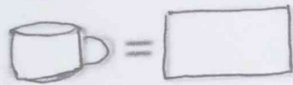
Writing work

2		2		2		2	
.		.		.		.	
.		.		.		.	

Ques. 5 Trace circle pattern.




Ques. 6 Count the objects and write the correct number in the given boxes



Writing work

3		3		3		3			
.		.		.		.		.	
.		.		.		.		.	
.		.		.		.		.	

Ques. 7 write missing number 1 to 10.



Ques. 8 Join the dots and make the picture.



Writing work

4		4		4		4	
.		.		.		.	
.		.		.		.	

Ques. 9 Count the raindrops and write the correct number in the clouds and colour the picture.



Writing work

5		5		5		5		
.		.		.		.		
.		.		.		.		


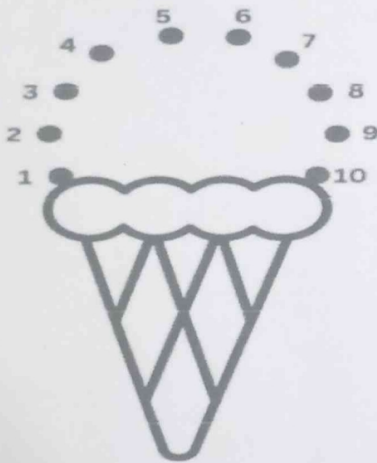
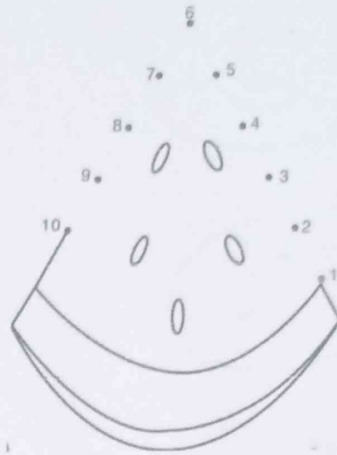
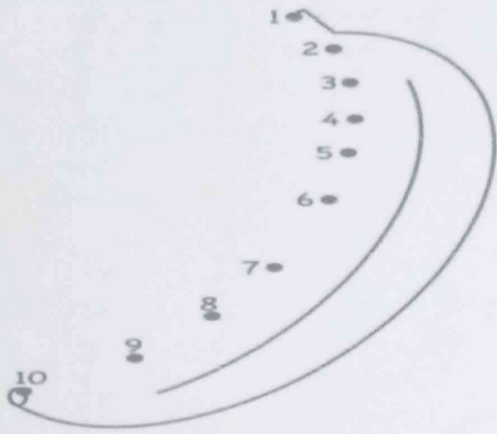
Ques. 10 Using watercolors create petals with the help of your finger according to the given number inside the flowers



Writing work

6		6		6		6	
.		.		.		.	
.		.		.		.	
.		.		.		.	

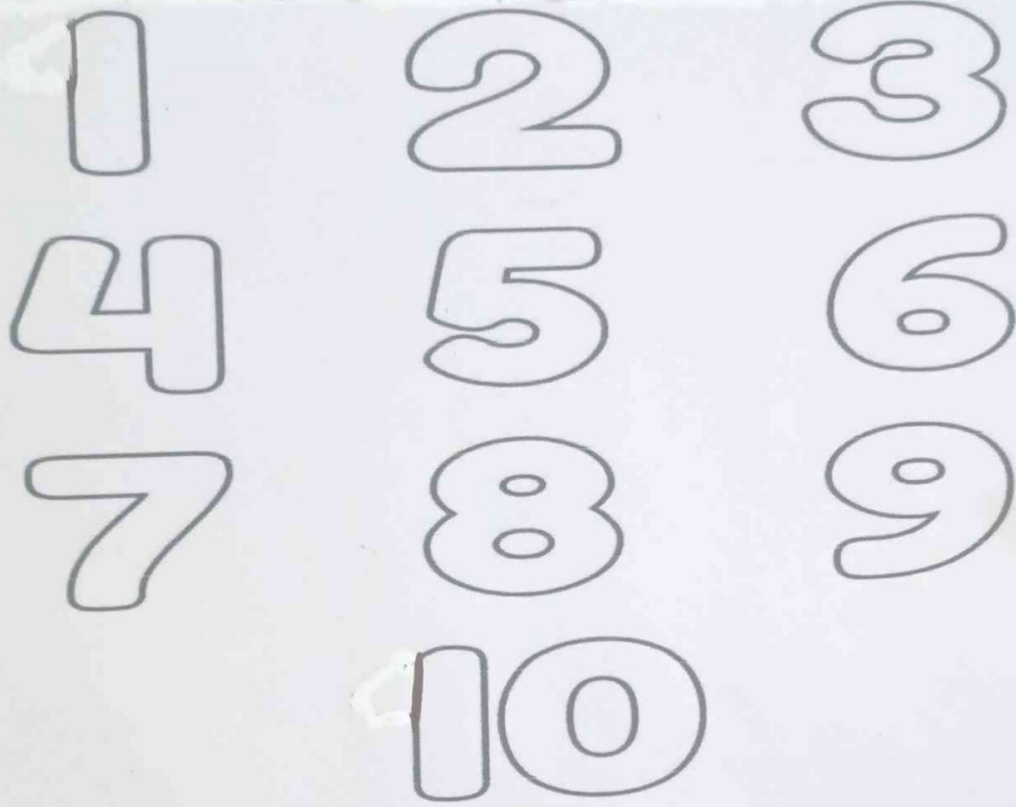
Ques. 11 Join the numbers and colour the picture.



Writing work

7		7		7		7	
.		.		.		.	
.		.		.		.	

Ques. 12 Colour the picture of numbers 1- 10.



Writing work

8		8		8		8	
.		.		.		.	
.		.		.		.	
.		.		.		.	
.		.		.		.	
.		.		.		.	
.		.		.		.	
.		.		.		.	





Ques. 13 Trace number 1 – 10

1	2	3	4	5		
.	.	.	.	.		
.	.	.	.	.		
6	7	8	9	10		
.	.	.	.	.	.	.
.	.	.	.	.	.	.

Writing work

9	9	9	9		
.	.	.	.		
.	.	.	.		
.	.	.	.		

Ques.14 Count the objects and circle the correct number.

 1      2      3	 1      2      3
 4      5      6	 4      5      6

Ques.15 Count the objects and match to the correct number

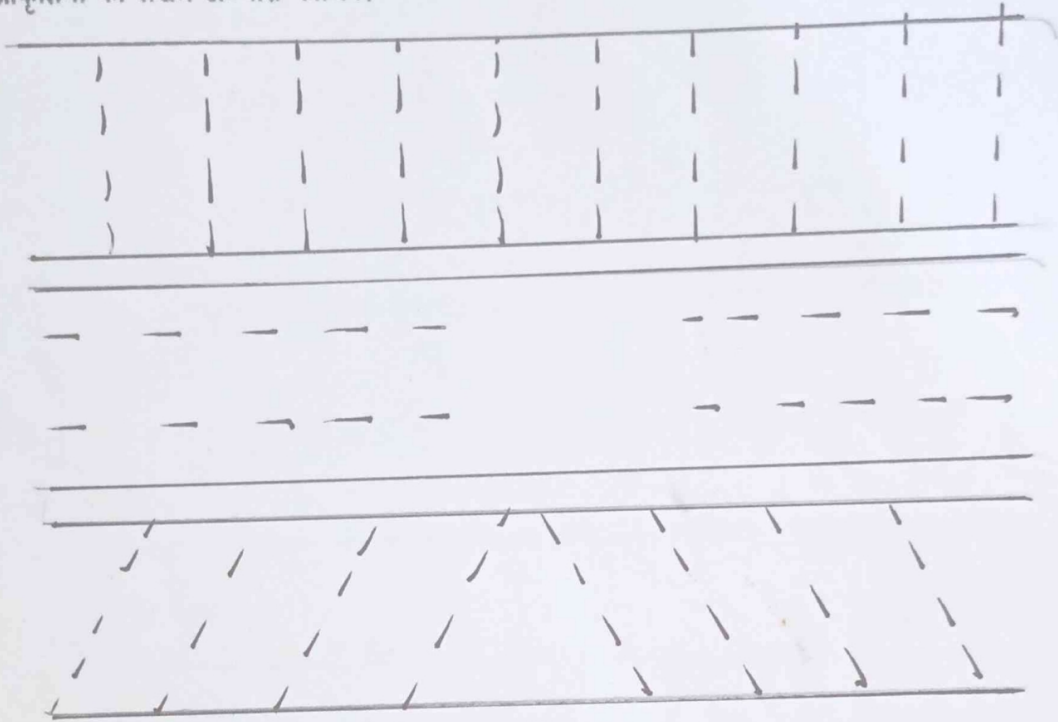
	2
	3
	5
	4

Writing work


1	0			1	0			1	0			1	0
.	.			.	.			.	.			.	.
.	.			.	.			.	.			.	.

विषय - हिन्दी

प्रश्न 1. आकृतियों का लेखन अभ्यास कीजिए।




सुनेख-






प्रश्न 3. बिंदुओं को मिलाकर आकृति बनाइए और उसमें रंग भरिए ।




सुलेख -



प्रश्न 4. स्वरों का लेखन अभ्यास कीजिए ।

उ ऊ अ आ अं अः



सुलेख -

आ आ आ आ



प्रश्न 5 स्वरों का लेखन अभ्यास कीजिए।

उ ऊ अ आ अं अः

उ ऊ अ आ अं अः

उ ऊ अ आ अं अः

उ ऊ अ आ अं अः

उ ऊ अ आ अं अः

उ ऊ अ आ अं अः


उ ऊ अ आ अं अः

सुलेख-


अं अं अं अं

अं अं अं अं


प्रश्न 6 कागज के टुकड़ों की सहायता से आम के चित्र को सजाइए ।



सुनेख -



प्रश्न 7 भिंडी की सहायता से अंगूर के चित्र में रंग भरिए।



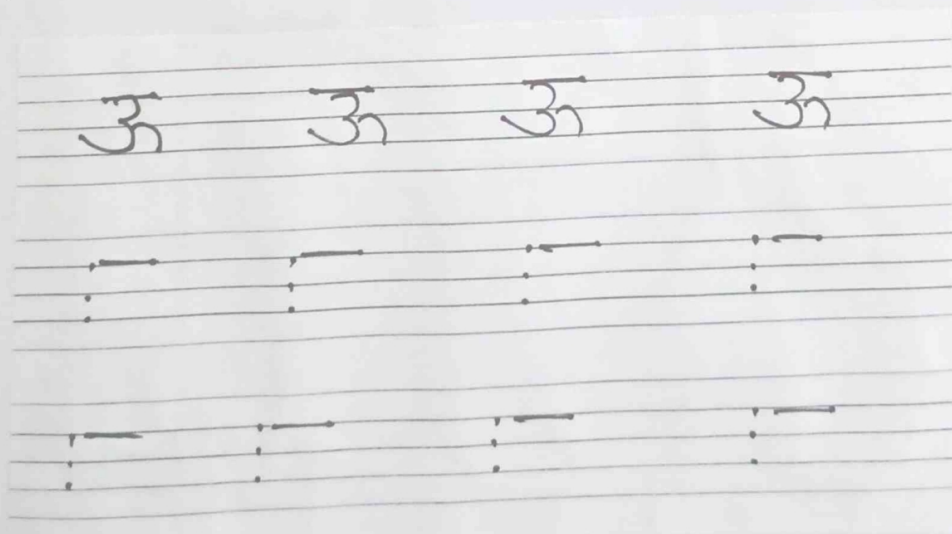
सुलेख-

Handwritten musical notation on a piece of paper pasted onto the page. The notation consists of four staves. The first staff contains four notes, each written as a '3' with a horizontal line above it. The second, third, and fourth staves each contain four notes, each written as a horizontal line with a vertical stem and a dot below it, resembling a simplified musical notation.






प्रश्न 8. " उ " से उपहार के चित्र को रंगीन कागज और लेस की सहायता से सजाइए।



सुनेख-

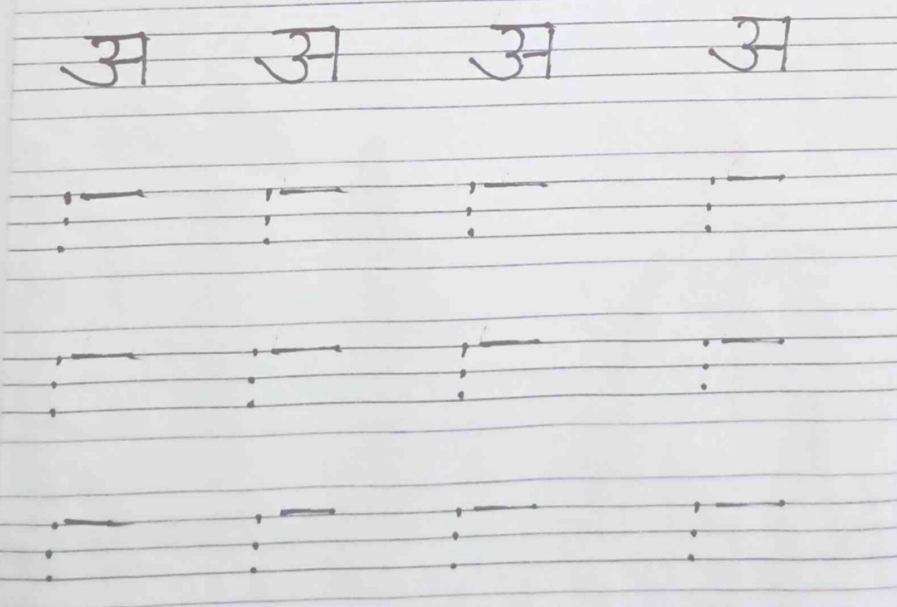


प्रश्न 9. चित्र को उसके शुरू होने वाले प्रथम वर्ण से मिलाइए।

अ	
आ	
उ	
ऊ	
अं	

सुनेख+

अ अ अ अ



प्रश्न 10. चित्र देखकर उसके शुरू होने वाले प्रथम वर्ण पर गोला लगाइए ।



आ अं ऊ

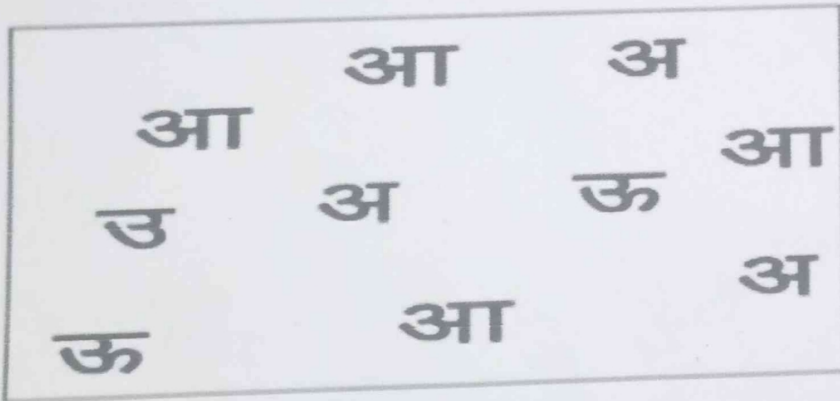


उ अ ऊ




आ उ ऊ

प्रश्न 11. स्वर ' आ ' पर गोला लगाइए।



सुनेख-



# ALL ABOUT ME

MY NAME IS

MY NAME  
STARTS WITH



I am




years old


My favorite color is



THIS IS ME



I am a



GIRL


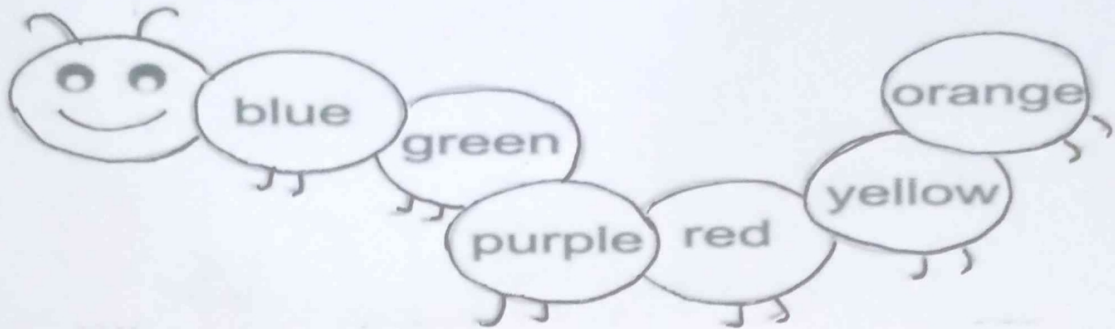
My hair  
colour is



My eye  
colour is




Ques 1 . Colour the pictures.




Quest 2 . Colour the picture of House.



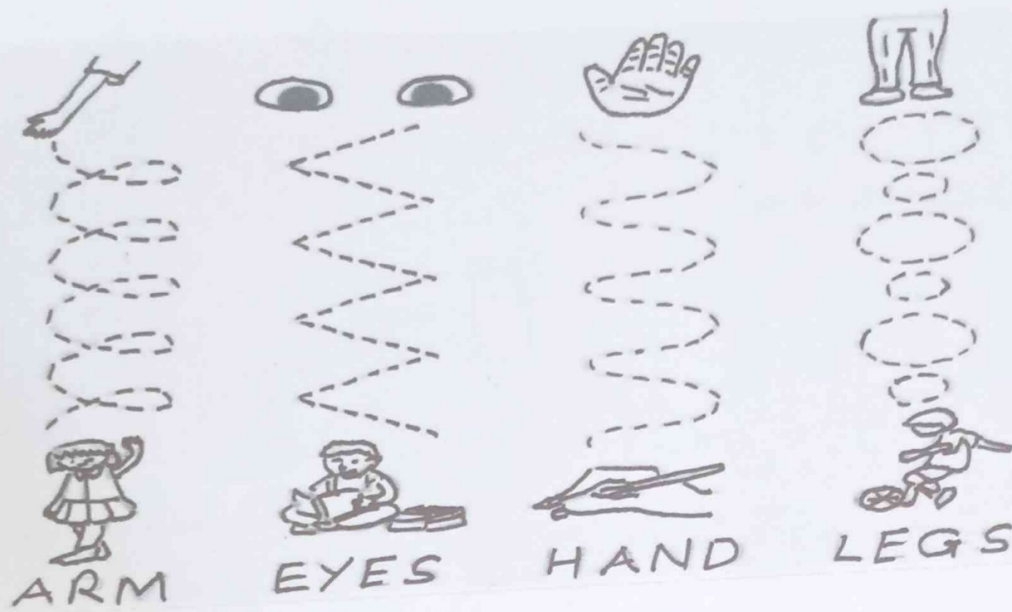
Ques 3 . Colour the picture of School.



Ques 4 Paste photographs of your family members in a family tree.




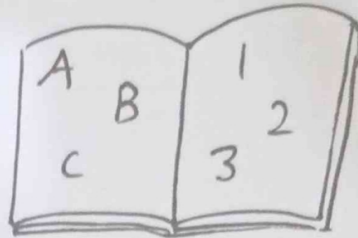


Ques 5 Join body parts with their uses.





Ques 6. Colour the cake and candles according to your age.



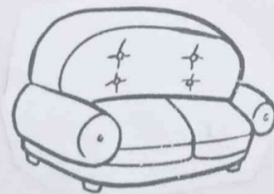

Ques. 7 Circle on classroom things.



Ques. 8 Circle on bedroom things




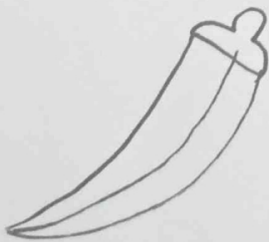
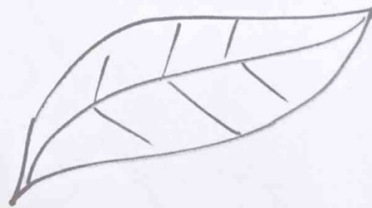

Ques. 9 Circle on kitchen things.



Ques. 10 Colour the picture of park.



Ques. 11 Match the same colour things




Ques. 12 Colour the birthday party things.



Ques.13 Decorate the birthday cap with paper and stones



Ques. 14 Colour the picture according to your gender.




Ques. 15 Colour the pictures of clothes




SUBJECT - ART AND CRAFT

- Ques. 1 Make 2 face mask of any animals
- Ques. 2 Make a beautiful photo frame
- Ques.3 Decorate the kite with different colourful papers .



Ques.4 Colour the picture of Baisakhi.



Ques. 5 Colour the picture of corns with earbuds.(Yellow and Green colour)

